



SWEDISH
TRANSPORT
AGENCY

Now with
BK4!

Legal loading

Weight and dimension regulations for heavy vehicles

CONTENTS

- 3 The road network
- 3 Maps showing the bearing capacity class for the road network.
- 4 Regulations regarding weight and dimensions
- 7 Max. axle load
- 7 Max. bogie load
- 8 Max. triple axle load
- 9 Max. gross weight
- 10 Distance between vehicles
- 11 Gross weight table, BK 1
- 12 The following gross weights must not be exceeded
- 13 Gross weight table, BK 2
- 14 Gross weight table, BK 3
- 15 Gross weight table, BK 4
- 16 Dimensions
- 18 The modular system (25.25)
- 22 The modules
- 23 Vehicles in a 25.25 combination
- 24 What happens if you carry a load that is too heavy?
- 25 Correct loading means securing cargo correctly
- 26 Telephone numbers to call for information on roads and bearing capacity classes etc.

The road network

The public road network is categorised according to four bearing capacity classes – bearing capacity class 1 (BK 1), bearing capacity class 2 (BK 2), bearing capacity class 3 (BK 3) and bearing capacity class 4 (BK 4).

BK 1 and BK 4 roads are approved for higher vehicle weights in accordance e.g. with the vehicle weights permitted according to the EU regulations.

NB!

The weight regulations for BK 1 and BK 4 apply to approx. 95% of the public road network. As a rule, the proportion of BK 1 roads in built-up

areas is considerably lower. BK 2, BK 3, BK 4 or special local weight limits apply to other parts of the road network.

Maps show the bearing capacity classes of the road network

Each year the Swedish Transport Administration publishes road information maps that help you to distinguish between the different road networks.

There is a Map of Sweden that shows the main road network and there are also regional and county maps. The regional and county maps show all public roads and the county maps also have enlargements of the major built-up areas.

The maps show what bearing capacity class different roads and streets have and where there are low underpasses and other features that can restrict navigability. The maps also contain some other information primarily relating to heavy traffic.

The maps are ordered via trafikverket.se or from tel. no + 46 (0) 771 921 921.

Weight and dimension regulations

(Basic regulations in the Road Traffic Ordinance)

Chapter 4.

Section 11 Roads that are not private are categorised according to four bearing capacity classes. Unless otherwise specified, a public road is categorised in bearing capacity class 1 (BK 1) and other roads that are not private are categorised in bearing capacity class 2 (BK 2). Regulations specifying that a public road or part of a public road shall be categorised in bearing capacity class 2, 3 or 4 are issued by the Swedish Transport Administration or, in cases where the municipality carries out road maintenance, by the municipality.

The Swedish Transport Administration may issue regulations specifying that driving vehicles or road trains on roads with bearing capacity class 4 shall be governed by conditions.

Section 12 On roads that are not private, motorised vehicles or vehicles coupled to motorised vehicles are permitted provided that the values for the respective bearing capacity classes specified below are not exceeded.

1. Axle load	BK 1	BK 2	BK 3	BK 4
a. Axle that is not a driving axle.	10 tonnes	10 tonnes	8 tonnes	10 tonnes
b. Driving axle.	11,5 tonnes	10 tonnes	8 tonnes	11,5 tonnes
2. Bogie load				
a. The distance between the axles is less than 1.0 metres.	11,5 tonnes	11,5 tonnes	11,5 tonnes	11,5 tonnes
b. The distance between the axles is 1.0 metres or more but not 1.3 metres.	16 tonnes	16 tonnes	12 tonnes	16 tonnes
c. The distance between the axles is 1.3 metres or more but not 1.8 metres.	18 tonnes	16 tonnes	12 tonnes	18 tonnes
d. The distance between the axles is 1.3 metres or more but not 1.8 metres and the driving axle is fitted with twin wheels and pneumatic suspension or equivalent suspension, or the driving axles are fitted with twin wheels and the weight on no axle exceeds 9.5 tonnes.	19 tonnes	16 tonnes	12 tonnes	19 tonnes
e. The distance between the axles is 1.8 metres or more.	20 tonnes	16 tonnes	12 tonnes	20 tonnes
3. Triple axle load				
a. The distance between the outer axles is less than 2.6 m.	21 tonnes	20 tonnes	13 tonnes	21 tonnes
b. The distance between the outer axles is 2.6 m or more but not 4.4 m.	24 tonnes	22 tonnes	13 tonnes	24 tonnes
c. The distance between the outer axles is 4.4 m or more but not 4.7 m.	25 tonnes	22 tonnes	13 tonnes	25 tonnes
d. The distance between the outer axles is 4.7 m or more.	26 tonnes	22 tonnes	13 tonnes	26 tonnes
4. Gross weight of vehicles and road trains				
a. Vehicles on wheels.	Annex 1	Annex 2	Annex 3	Annex 4
b. Tracked or runner vehicles.	24 tonnes	18 tonnes	18 tonnes	24 tonnes
c. Vehicle skid.	18 tonnes	18 tonnes	18 tonnes	18 tonnes

The Swedish Transport Agency may issue provisions comprising further conditions for driving than those specified in annex 4 to this regulation. The conditions shall relate to the design and fittings on vehicles or road trains and shall be issued in order to ensure traffic safety or practicalities.

The Swedish Transport Agency may issue regulations allowing vehicles or road trains to be driven despite them exceeding the values specified in the first paragraph. These regulations shall be governed by such conditions regarding operation and the vehicle design and fittings as to ensure that traffic safety is not compromised. The regulations may be limited to a specific road or specific road network.

Section 13 On roads that are not private, road trains may only be driven if the distance between the first axle on a coupled vehicle and the last axle on the vehicle to which it is coupled is not lower than the values specified below.

	BK 1	BK 2	BK 3	BK 4
1. Both axles are single axles	3 metres	3 metres	3 metres	3 metres
2. One axle is a single axle and the other axle is a bogie or triple axle	3 metres	4 metres	4 metres	3 metres
3. The axles are each part of a separate bogie	4 metres	4 metres	4 metres	4 metres
4. One axle is part of a bogie and the other is part of a triple axle or both are part of a triple axle	5 metres	-	-	4 metres

A road train may however be driven on such a road as stated in the first paragraph if the weight of each possible combination of axles in the road train is lower than the highest permitted gross weight for the equivalent distance between the first and last axle according to annex 1-4 to this regulation. On comparison with annex 1, the values specified for trailers may also be applied where the traction vehicle is included in the comparison.

The Swedish Transport Agency may issue regulations that road trains may circulate even though their values are less than the values stated in the first and second paragraphs. These regulations shall be combined with such conditions with respect to circulation and the vehicle's design and equipment that road safety is not jeopardised. These regulations may be restricted to a particular road or road network.

Section 14 Notwithstanding the provisions of Section 12, paragraph 4, Section 13 and Annex 1, vehicles and road trains that are mainly used in international traffic may circulate on BK 1 roads if the following lengths and gross weights are not exceeded.

1. 26 tonnes for a three-axle motor vehicle.
2. 38 tonnes for a four-axle road train.
3. 40 tonnes for a five or six-axle road train.
4. 44 tonnes for a triple-axle motor vehicle with a two- or three-axle semi-trailer when transporting a 40 foot ISO cargo container.
5. 16.5 metres for a motor vehicle with a semi-trailer.
6. 18.75 metres for a motor vehicle with a trailer.

If a three-axle motor vehicle as described under the first paragraph is driven wholly or partially by an alternative fuel, gross vehicle weight as described under the first paragraph may be exceeded by the additional weight the technology for the alternative fuel requires, however not greater than 1 tonne.

Section 15 If a power-driven vehicle or a vehicle coupled to it is loaded so that the load extends by more than 20 centimetres beyond the vehicle on either side or if the width of the vehicle, including the load, exceeds 260 centimetres or 255 centimetres for a bus, the vehicle or the vehicle coupled to it may only be conveyed on a private road.

However, the following vehicles may be conveyed on a road that is not a private road:

1. A light motorcycle whose width with its load does not exceed 120 centimetres.
2. Equipment used in agricultural work, even if its width exceeds 260 centimetres.
3. A vehicle loaded with unpacked hay or similar, even if the load extends beyond the vehicle by more than 20 centimetres on any side.
4. A tractor with fitted tools or equipment even if the vehicle is wider than 260 centimetres, including the tools or equipment.
5. Mobile machinery on short trips to or from a workplace or for similar purposes, even if the vehicle is wider than 260 centimetres, including tools and equipment.

The Swedish Transport Agency may issue regulations stating that vehicles or road trains transporting an indivisible load may circulate on a road that is not a private road even though the width specified in the first paragraph is exceeded. In this case the load may extend by more than 20 centimetres beyond the vehicle. In this case it may also be provided that a journey may take place with a deviation from the provisions of Chapter 3, Section 7, first and second paragraphs, Section 9, first and third paragraphs, Section 11 and Section 12, first paragraph, point 3 and Chapter 9, Section 1, first paragraph, points 1 and 2 and Section 2 if this is needed for navigability and is done with great care. These regulations shall be combined with such conditions with regard to circulation and the vehicle's design and equipment that road safety is not jeopardised. These regulations may be restricted to a particular road or road network.

Notwithstanding what is said in the first paragraph buses that were registered before 1 November 2004 and whose design has not been significantly altered thereafter may until the end of 2020 be conveyed on roads other than private roads if the width of the vehicle, including its load, does not exceed 260 centimetres.

Section 17 A power-driven vehicle other than a bus with or without a vehicle coupled to it may not circulate on roads other than private roads if the vehicle or road train, including its load, is longer than 24.0 metres. However, a road train, including its load, may have a length of 25.25 metres if the following conditions are met.

1.	Every vehicle included in the road train is equipped with antilock brakes and coupling devices prescribed by the Swedish Transport Agency.
2.	Every power-driven vehicle included has a maximum length of 12.0 metres.
3.	Every trailer included, except for semi-trailers, has a maximum length of 12.0 metres.
4.	The distance between the fifth-wheel king-pin and the rear edge of a semi-trailer does not exceed 12.0 metres.
5.	The horizontal distance between the fifth-wheel king-pin and any foremost point at the front of a semi-trailer does not exceed 2.04 metres.
6.	The road train's total length behind the cabin, measured parallel to the longitudinal axis of the road train, does not exceed 21.86 metres.
7.	The distance, measured parallel to the longitudinal axis of the road train, from the foremost outer point of the cargo compartment behind the cabin to the rearmost outer point of the road train does not exceed 22.9 metres.
8.	Maximum vehicle width, excluding superstructure for temperature-controlled vehicles, temperature-controlled containers or swap bodies, is 2.55 metres..
9.	The maximum superstructure width for temperature-controlled vehicles, temperature-controlled containers or swap bodies, is 2.60 metres.
10.	Every power-driven vehicle included that is in motion is able to turn in a swept circle having an outer radius of 12.5 metres and an inner radius of 5.3 metres.
11.	The road train fulfils the turning requirements prescribed by the Swedish Transport Authority.

The length and distance regulations in the first paragraph, points 2–5 shall also cover superstructures and standardised cargo holders such as containers.

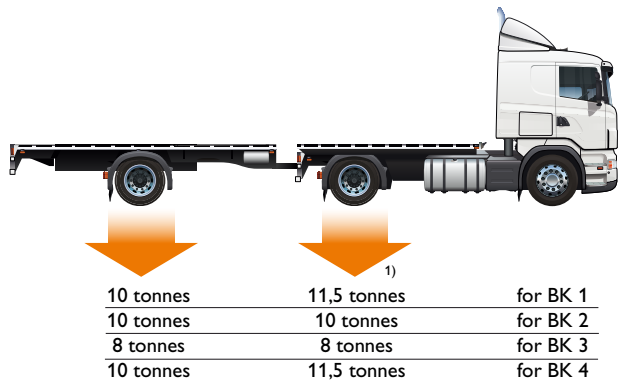
Vehicles that were registered before 1 November 1997 and whose design has not been significantly altered shall not be covered by the regulations in the first paragraph, points 2–10 before the end of 2006.

Section 17 a A bus with or without a vehicle coupled to it may only circulate on roads other than private roads if the vehicle or road train, including its load, is of a length that does not exceed the dimensions given below and fulfils the turning requirements prescribed by the Swedish Transport Authority.

Vehicle	Length
Bus with two axles	13,50 metres
Bus with more than two axles	15,00 metres
Articulated bus	18,75 metres
Bus with trailer	18,75 metres

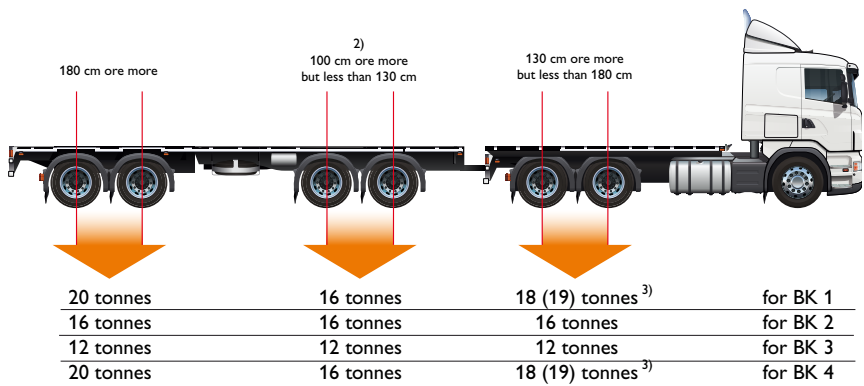
Buses that were registered before 1 July 2004 and whose design has not been significantly altered shall not be covered by the regulations in the first paragraph before the end of 2020.

Max. axle load



Max. bogie load

A bogie is when the distance between two axles in a vehicle is less than 2.0 metres.



1. Max. driving axle load on motorised vehicles.
2. If the distance is less than 100 cm, the bogie load for BK 1, BK 2, BK 3 and BK 4 may not exceed 11.5 tonnes.
3. On motorised vehicles, provided that the driving axle have twin wheels and
 - a) pneumatic suspension or equivalent suspension or
 - b) that the axle load on any driving axle is lower than 9.5 tonnes.

Max. triple axle load

A triple axle is when there are three axles in a vehicle and the distance between the first and the third axle is less than 5.0 metres.



Less than 2,6 metres

BK 1	21 ton
BK 2	20 ton
BK 3	13 ton
BK 4	21 ton

2,6 metres or more but not 4,4 meter

BK 1	24 ton
BK 2	22 ton
BK 3	13 ton
BK 4	24 ton

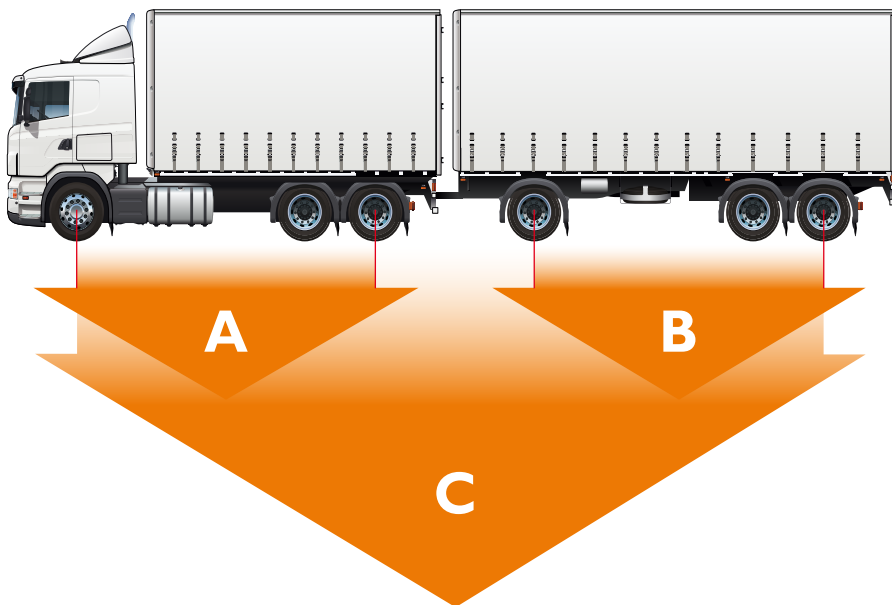
4,4 metres or more but not 4,7 meter

BK 1	25 ton
BK 2	22 ton
BK 3	13 ton
BK 4	25 ton

4,7 metres or more

BK 1	26 ton
BK 2	22 ton
BK 3	13 ton
BK 4	26 ton

Max. gross weight



The maximum permitted gross weight of the vehicle or road train is determined by the permitted axle, bogie or triple axle loads not being exceeded and by the size of the distance between the first and last axle of the vehicle or road train.

The axle distances and the permitted vehicle weight are stated in the registration certificate. The gross weight tables can be used to see what gross weights are permitted.

NOTE!

Even if weights $A + B$ are greater than C , weight C must not be exceeded.

Distance between vehicles

Here distance between vehicles means the distance between the last axle of the front vehicle and the first axle of the vehicle coupled to it.



3 metres or more for BK 1, BK 2, BK 3 and BK 4



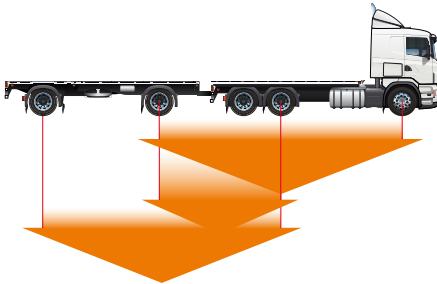
3 metres or more for BK 1 and 4,
4 metres or more for BK 2 and BK 3



4 metres or more for BK 1, BK 2, BK 3 and BK 4



5 metres or more for BK 1
4 metres or more for BK 4



If the distance is shorter than those illustrated above, no possible axle combination for the road train may exceed the weights specified in the gross weight tables for BK 1, BK 2, BK 3 or BK 4 for the different wheel bases. The sketch on the left shows three examples of such axle combinations.

Maximum gross weights shown on the previous page must not be exceeded either.

Gross weight table BK 1 (annex 1)

Table of the maximum permitted weights for various axle distances on BK 1 roads


Distance in metres between the first and last axle of the vehicle or road train		Maximum permitted gross weight in tonnes for the vehicle or road train	
	less than	1,0	11,5
1,0	but not	1,3	16
1,3	but not	1,8	18
1,8	but not	2,0	20
2,0	but not	2,6	21
2,6	but not	4,4	24
4,4	but not	4,7	25
4,7	but not	5,2	26
5,2	but not	5,4	27
5,4	but not	5,6	28
5,6	but not	5,8	29
5,8	but not	6,0	30
6,0	but not	6,2	31
6,2	but not	8,25	32
8,25	but not	8,5	33
8,5	but not	8,75	34
8,75	but not	9,0	35
9,0	but not	9,25	36
9,25	but not	9,5	37
9,5	but not	9,75	38
9,75	but not	10,0	39
10,0	but not	10,25	40
10,25	but not	10,5	41
10,5	but not	10,75	42
10,75	but not	11,0	43
11,0	but not	11,25	44
11,25	but not	11,5	45
11,5	but not	11,75	46
11,75	but not	12,0	47
12,0	but not	12,5	48
12,5	but not	13,0	49
13,0	but not	13,5	50
13,5	but not	14,0	51
14,0	but not	14,5	52
14,5	but not	15,0	53
15,0	but not	15,5	54
15,5	but not	16,0	55
16,0	but not	16,5	56
16,5	but not	17,0	57
17,0	but not	17,5	58
17,5	but not	18,0	59
18,0	but not	18,5	60
18,5	but not	19,0	61
19,0	but not	19,6	62
19,6	but not	20,2	63
20,2	and greater	64	

However, in the case of a trailer or dolly coupled to a semi-trailer with a minimum distance between the first and last axles of 6.6 m, the following applies:

Distance in metres between the trailer's first and last axle or between the dolly's first and the semi-trailer's last axle		Maximum permitted gross weight in tonnes for the trailer or for the dolly with the semi-trailer coupled to it	
6,6	but not	6,8	33
6,8	but not	7,0	34
7,0	but not	7,2	35
7,2	but not	7,6	36
7,6	but not	7,8	37
7,8	and greater		38

However the following gross weights must not be exceeded

BK 1	BK 2
For a power-driven vehicle with two axles	
18 tonnes	18 tonnes
For bus with two axles	
19.5 tonnes	19.5 tonnes
For a power-driven vehicle with three axles	
25 (28*) tonnes	see table
For an articulated bus with three axles	
28 tonnes	see table
For a power-driven vehicle with four or more axles	
31 (32*) tonnes	see table
For a trailer with an axle distance of 7.8 metres or more	
38 tonnes	see table
Example (BK 1)	
5,8 m => 30 tonnes	
6.2 m or longer => 32* tonnes	



If a motor vehicle with two or three axles, but not a two-axle bus, is driven wholly or partially by alternative fuel, the gross vehicle weight may exceed the values stated above by the additional weight the technology for the alternative fuel requires, however not greater than 1 tonne.

* For 28 and 32 tonnes respectively drive axles must have twin wheels and
a. pneumatic suspension or equivalent suspension or **b.** the axle load on no drive axle exceeds 9.5 tonnes.

Gross weight table BK 2 (annex 2)

Table of the maximum permitted weights for various axle distances on BK 2 roads

Distance in metres between the first and last axle of the vehicle or road train.		Maximum permitted gross weight in tonnes for the vehicle or road train.		Distance in metres between the first and last axle of the vehicle or road train.		Maximum permitted gross weight in tonnes for the vehicle or road train.	
	less than	2.0	16.0	10.6	but not	10.8	32.02
2.0	but not	2.6	20.0	10.8	but not	11.0	32.36
2.6	but not	4.8	22.0	11.0	but not	11.2	32.7
4.8	but not	5.0	22.16	11.2	but not	11.4	33.04
5.0	but not	5.2	22.5	11.4	but not	13.4	38.0
5.2	but not	5.4	22.84	13.4	but not	13.6	38.04
5.4	but not	5.6	23.18	13.6	but not	13.8	38.56
5.6	but not	5.8	23.52	13.8	but not	14.0	39.08
5.8	but not	6.0	23.86	14.0	but not	14.2	39.6
6.0	but not	6.2	24.2	14.2	but not	14.4	40.12
6.2	but not	6.4	24.54	14.4	but not	14.6	40.64
6.4	but not	6.6	24.88	14.6	but not	14.8	41.16
6.6	but not	6.8	25.22	14.8	but not	15.0	41.68
6.8	but not	7.0	25.56	15.0	but not	15.2	42.2
7.0	but not	7.2	25.9	15.2	but not	15.4	42.72
7.2	but not	7.4	26.24	15.4	but not	15.6	43.24
7.4	but not	7.6	26.58	15.6	but not	15.8	43.76
7.6	but not	7.8	26.92	15.8	but not	16.0	44.28
7.8	but not	8.0	27.26	16.0	but not	16.2	44.8
8.0	but not	8.2	27.6	16.2	but not	16.4	45.32
8.2	but not	8.4	27.94	16.4	but not	16.6	45.84
8.4	but not	8.6	28.28	16.6	but not	16.8	46.36
8.6	but not	8.8	28.62	16.8	but not	17.0	46.88
8.8	but not	9.0	28.96	17.0	but not	17.2	47.4
9.0	but not	9.2	29.3	17.2	but not	17.4	47.92
9.2	but not	9.4	29.64	17.4	but not	17.6	48.44
9.4	but not	9.6	29.98	17.6	but not	17.8	48.96
9.6	but not	9.8	30.32	17.8	but not	18.0	49.48
9.8	but not	10.0	30.66	18.0	but not	18.2	50.0
10.0	but not	10.2	31.0	18.2	but not	18.4	50.52
10.2	but not	10.4	31.34	18.4	but not	18.5	51.04
10.4	but not	10.6	31.68	18.5	but not		51.4

Motor vehicle gross weight may not exceed the following values when the vehicle

- a) has two axles and is not a bus: 18 tonnes
- b) is a bus and has two axles: 19.5 tonnes

If a motor vehicle with two or three axles, but not a two-axle bus, is driven wholly or partially by alternative fuel, the gross vehicle weight may exceed the values stated under a) by the additional weight the technology for the alternative fuel requires, however not greater than 1 tonne.

Gross weight table BK 3 (annex 3)

Table of the maximum permitted gross weights for various axle distances on BK 3 roads

Distance in metres between the first and last axle of the vehicle or road train				Maximum permitted gross weight in tonnes for the vehicle or road train				Distance in metres between the first and last axle of the vehicle or road train				Maximum permitted gross weight in tonnes for the vehicle or road train			
	less than	2.0	12.0					14.4	but not	14.8	28.0				
2.0	but not	2.4	12.5					14.8	but not	15.2	28.5				
2.4	but not	2.8	13.0					15.2	but not	15.6	29.0				
2.8	but not	3.2	13.5					15.6	but not	16.0	29.5				
3.2	but not	3.6	14.0					16.0	but not	16.4	30.0				
3.6	but not	4.0	14.5					16.4	but not	16.8	30.5				
4.0	but not	4.4	15.0					16.8	but not	17.2	31.0				
4.4	but not	4.8	15.5					17.2	but not	17.6	31.5				
4.8	but not	5.2	16.0					17.6	but not	18.0	32.0				
5.2	but not	5.6	16.5					18.0	but not	18.4	32.5				
5.6	but not	6.0	17.0					18.4	but not	18.8	33.0				
6.0	but not	6.4	17.5					18.8	but not	19.2	33.5				
6.4	but not	6.8	18.0					19.2	but not	19.6	34.0				
6.8	but not	7.2	18.5					19.6	but not	20.0	34.5				
7.2	but not	7.6	19.0					20.0	but not	20.4	35.0				
7.6	but not	8.0	19.5					20.4	but not	20.8	35.5				
8.0	but not	8.4	20.0					20.8	but not	21.2	36.0				
8.4	but not	8.8	20.5					21.2	but not	21.6	36.5				
8.8	but not	9.2	21.0					21.6	but not	22.0	37.0				
9.2	but not	9.6	21.5												
9.6	but not	10.0	22.0												
10.0	but not	10.4	22.5												
10.4	but not	10.8	23.0												
10.8	but not	11.2	23.5												
11.2	but not	11.6	24.0												
11.6	but not	12.0	24.5												
12.0	but not	12.4	25.0												
12.4	but not	12.8	25.5												
12.8	but not	13.2	26.0												
13.2	but not	13.6	26.5												
13.6	but not	14.0	27.0												
14.0	but not	14.4	27.5												

If the axle distance is 22 metres or more, the maximum permitted gross weight is 37.5 tonnes with a supplement of 0.25 tonnes for every 0.2 metres by which the axle distance exceeds 22 metres.


Gross weight table BK 4 (annex 4)

Table of the maximum permitted gross weights for various axle distances on BK 4 roads

Distance in metres between the first and last axle of the vehicle or road train		Maximum permitted gross weight in tonnes for the vehicle or road train		Distance in metres between the first and last axle of the vehicle or road train		Maximum permitted gross weight in tonnes for the vehicle or road train	
	less than	1,0	11,5	10,6	but not	11	51,0
1,0	but not	1,3	16,0	11,0	but not	11,4	52,0
1,3	but not	1,8	18,0	11,4	but not	11,8	53,0
1,8	but not	2,0	20,0	11,8	but not	12,2	54,0
2,0	but not	2,6	21,0	12,2	but not	12,6	55,0
2,6	but not	4,4	24,0	12,6	but not	13,0	56,0
4,4	but not	4,7	25,0	13,0	but not	13,4	57,0
4,7	but not	5,2	26,0	13,4	but not	13,8	58,0
5,2	but not	5,4	27,0	13,8	but not	14,2	59,0
5,4	but not	5,6	28,0	14,2	but not	14,6	60,0
5,6	but not	5,8	29,0	14,6	but not	15,0	61,0
5,8	but not	6,0	30,0	15,0	but not	15,4	62,0
6,0	but not	6,2	31,0	15,4	but not	15,8	63,0
6,2	but not	6,4	32,0	15,8	but not	16,2	64,0
6,4	but not	6,8	33,0	16,2	but not	16,6	65,0
6,8	but not	7,0	34,0	16,6	but not	17,0	66,0
7,0	but not	7,2	35,0	17,0	but not	17,4	67,0
7,2	but not	7,6	36,0	17,4	but not	17,8	68,0
7,6	but not	7,8	37,0	17,8	but not	18,2	69,0
7,8	but not	8,0	38,0	18,2	but not	18,7	70,0
8,0	but not	8,2	39,0	18,7	but not	19,2	71,0
8,2	but not	8,4	40,0	19,2	but not	19,7	72,0
8,4	but not	8,6	41,0	19,7	but not	20,2	73,0
8,6	but not	8,8	42,0	20,2	and more		74,0
8,8	but not	9,0	43,0				
9,0	but not	9,2	44,0				
9,2	but not	9,4	45,0				
9,4	but not	9,6	46,0				
9,6	but not	9,8	47,0				
9,8	but not	10,0	48,0				
10,0	but not	10,2	49,0				
10,2	but not	10,6	50,0				

Dimensions

Maximum permitted **width**, including the load.



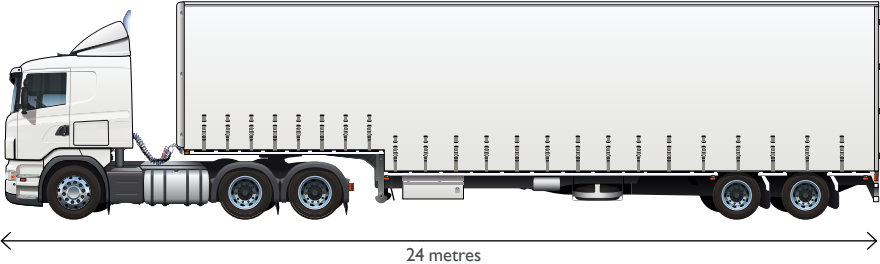
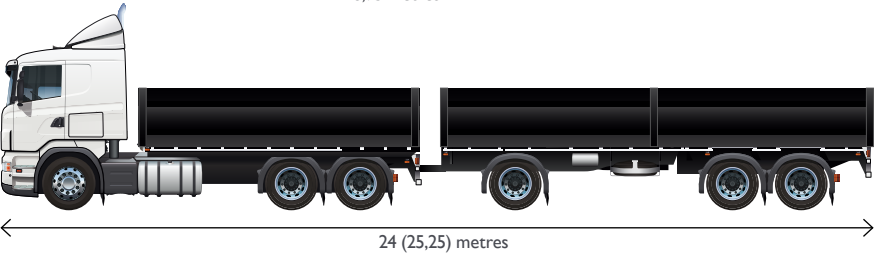

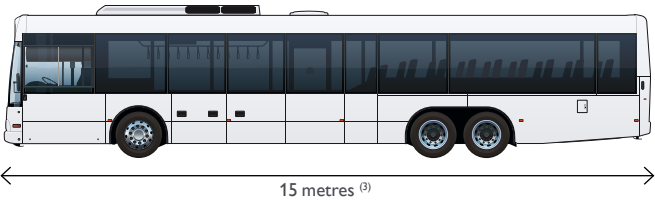
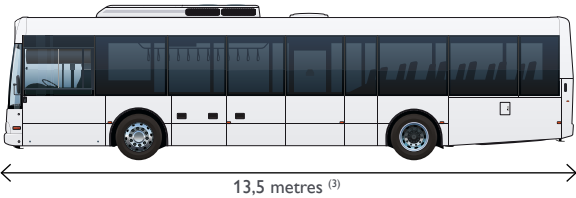
255 cm, (260 cm)⁽¹⁾



260 cm, (255 cm)⁽²⁾

1. Bus registered before 1 November 2004
2. See page 18 Requirements

Maximum permitted **length**, including the load.



3. Bus registered after 1 July 2004

The modular system (25.25)

Since 1 November 1997 the maximum permitted length of road trains in Sweden has been 25.25 metres. Up to 24.0 metres there are no special requirements due to vehicle length.

However, if the length of the road train exceeds 24.0 metres, special requirements apply to the dimensions and equipment of the vehicles in the train. The requirements on vehicles and the other applicable rules are regulated through Chapter 4, Section 17 of the Road Traffic Ordinance and through the Swedish Road Administration's regulations, VVFS 2008:261, VVFS 2005:131, VVFS 2008:261 and the Swedish Transport Agency regulations TSFS 2012:126.

Length of 25.25 metres a European system

The 25.25 regulations mean that the option is provided of coupling up certain vehicles

that do not deviate from the common EU regulations on vehicle dimensions in a road train with a maximum length of 25.25 metres (the modular system).

The modular system is based on combining the loading lengths of 7.82 metres (the largest loading platform under CEN standards) and 13.6 metres (semi-trailer and at the same time the longest vehicle under EU regulations) in a road train. Moreover, the vehicles and road train have to meet a number of requirements.

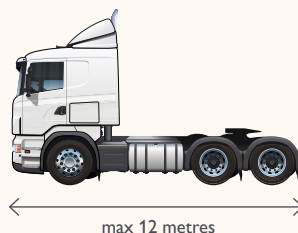
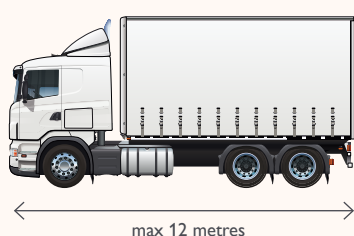
Requirements

The vehicles included may not exceed the common EU dimensions. Among other things, this means that the width may not exceed 2.55 metres and 2.60 metres for temperature-controlled vehicles (1 *). This also applies to containers, swap bodies and other removable superstructure.

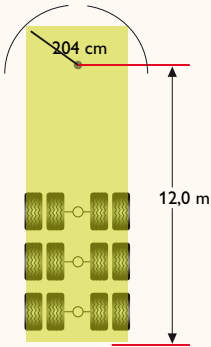
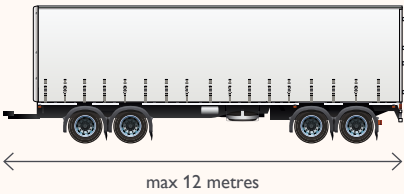
1. The term 'conditioned' means a superstructure specially equipped for the carriage of goods at controlled temperatures and whose side walls, inclusive of insulation, are each at least 45 mm thick (Swedish Code of Statutes 2001:651).

Every vehicle in the train is equipped with antilock brakes and coupling devices prescribed by the Swedish Transport Agency.

Every power-driven vehicle included has a maximum length of 12.0 metres.



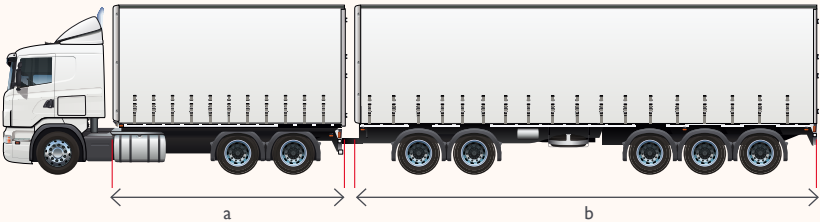
Every trailer included, except for semi-trailers, has a maximum length of 12.0 metres.



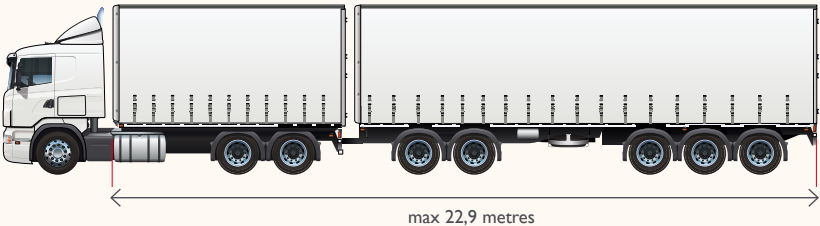
The distance between the king-pin and the rear of a semi-trailer must not exceed 12.0 metres.

The horizontal distance between the king-pin and each point at the front of a semi-trailer does not exceed 2.04 metres.

The road train's total loading length behind the cabin measured parallel to the longitudinal axis of the road train does not exceed 21.86 metres.



The distance, measured parallel to the longitudinal axis of the road train, from the foremost outer point at the cargo compartment behind the cabin to the rearmost outer point of the road train does not exceed 22.9 metres.



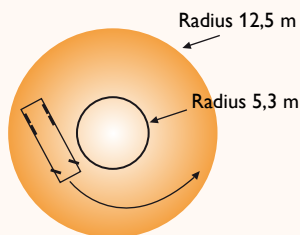
Maximum vehicle width, excluding superstructure for temperature-controlled vehicles, containers or swap bodies, is 2.55 meters.



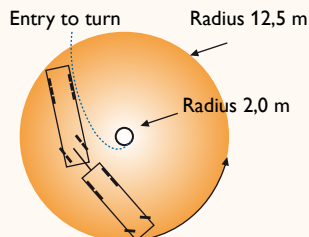
The maximum superstructure width for temperature-controlled vehicles, containers or swap bodies is 2.60 metres.



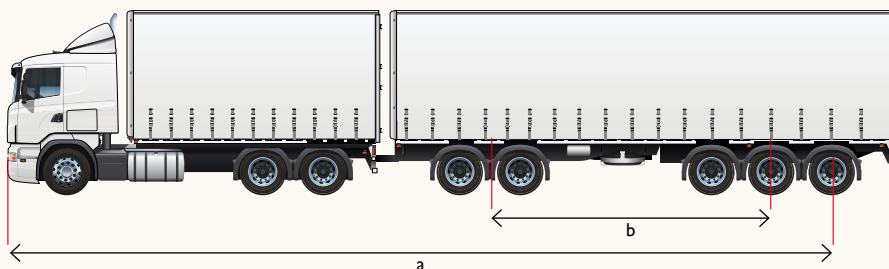
Every power-driven vehicle included that is in motion is able to turn in a swept circle having an outer radius of 12.5 metres and an inner radius of 5.3 metres.



A road train must be able to turn in a swept circle having an outer radius of 12.5 metres and an inner radius of 2.0 metres.



This turning requirement is considered to be met if distance a is no more than 22.5 metres and distance b is no more than 8.15 metres.



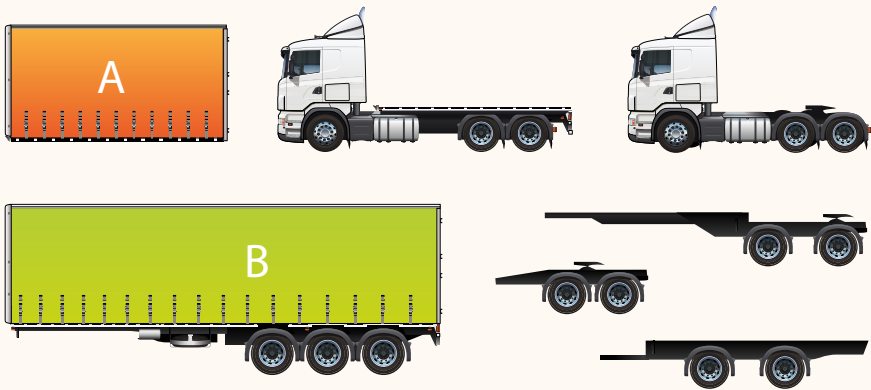
The regulations in points 2–5 page 6 shall also cover movable superstructures and standardised containers such as cargo containers.

The coupling devices on vehicles that have not been classified or inspected for coupling in Sweden shall, in the event that the gross weight of the road train exceeds the maximum permitted weight in the country of registration, have type approval and comply with the requirements for the weight in question according to the EC's Directive 94/20/EC relating to mechanical coupling devices or Regulation no. 55 of the ECE concerning approval of mechanical coupling components, series of amendments 01 or subsequent.

The modules

In principle, the system consists of the following units: a 7.82m long loading platform, a semi-trailer at most 13.6m long, a dolly, trucks, other trailer.

The units are, in principle, combined in three different types of road trains: a truck coupled to a dolly and semi-trailer, or a tractor coupled to double semi-trailers, or a tractor coupled to semi-trailer and a central axle trailer.

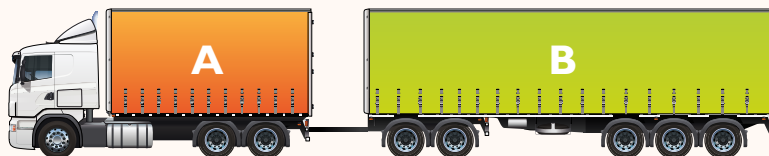


- If a semi-trailer is shorter than 13.6 metres, a corresponding increase is permitted in length of the loading platform of the other vehicle.
- The total loading platform length must not be more than 21.86 metres.
- The distance from the front edge of the foremost cargo compartment to the rear edge of the rear cargo compartment must not be more than 22.9 metres.

Vehicles in the modular system (25,25)

The combination of vehicles used for the 25.25 are as following:

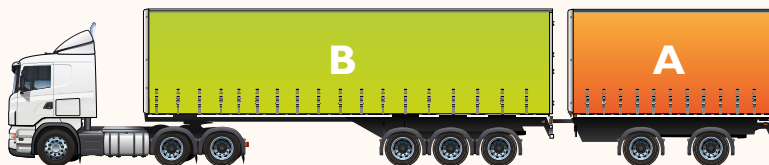
1. Truck with coupled dolly and semitrailer
2. Tractor with double semi-trailer
3. Tractor with semi-trailer and cantral axle trailer



1.



2.



3.


A road train may only be operated at up to 80 km/hour if it has ABS brakes and if in the train:

1. the fifth wheel on the dolly axle is mounted on bearings
2. the distance from the fifth-wheel king-pin to the mid point of the non-steering axles of the rear semi-trailer is at least 7.5 metres and only the front axle/axles can be steered at speeds of more than 40/km hour.
3. the rear trailer is no more than 4.0 metres in height and only the front axle/axles can be steered at speeds of more than 40 km/hour.

Moreover it must be possible to turn with a full wheel lock on the front axel of the motor vehicle without the superstructures touching one another.

If these requirements are not fulfilled, the maximum permitted speed is 40 km/hour.

Correct loading is important



What happens if your load is too heavy?

- Roads and bridges are damaged
- Your vehicle is less safe on the road
- Your vehicle will wear out more quickly
- You will be fined

Correct loading means securing cargo correctly

The load must be secured so that the cargo securing can withstand a forward force that is at least as large as the weight of the whole load. At the rear and sides the cargo securing must resist at least half the weight of the load.



A poorly secured load may cause serious accidents. The regulations relating to load securing can be found in Regulation TSFS 2017:25 issued by the Swedish Transport Agency.

Call tel. +46 (0)771 921 921 for information about roads, bearing capacity classes and other matters



Road information maps and other printed matter from the Swedish Transport Administration are ordered on the Administration's website **trafikverket.se** or on tel. + 46 (0) 771-921 921.

An exemption is required for transports that are heavier, wider or longer than permitted by the regulations. For more information call any of the regions or use the Swedish Transport Administration website: **trafikverket.se/transportdispens**

This brochure is available as a pdf at transportstyrelsen.se.



**SWEDISH
TRANSPORT
AGENCY**

transportstyrelsen.se
Phone +46 (0) 771-503 503