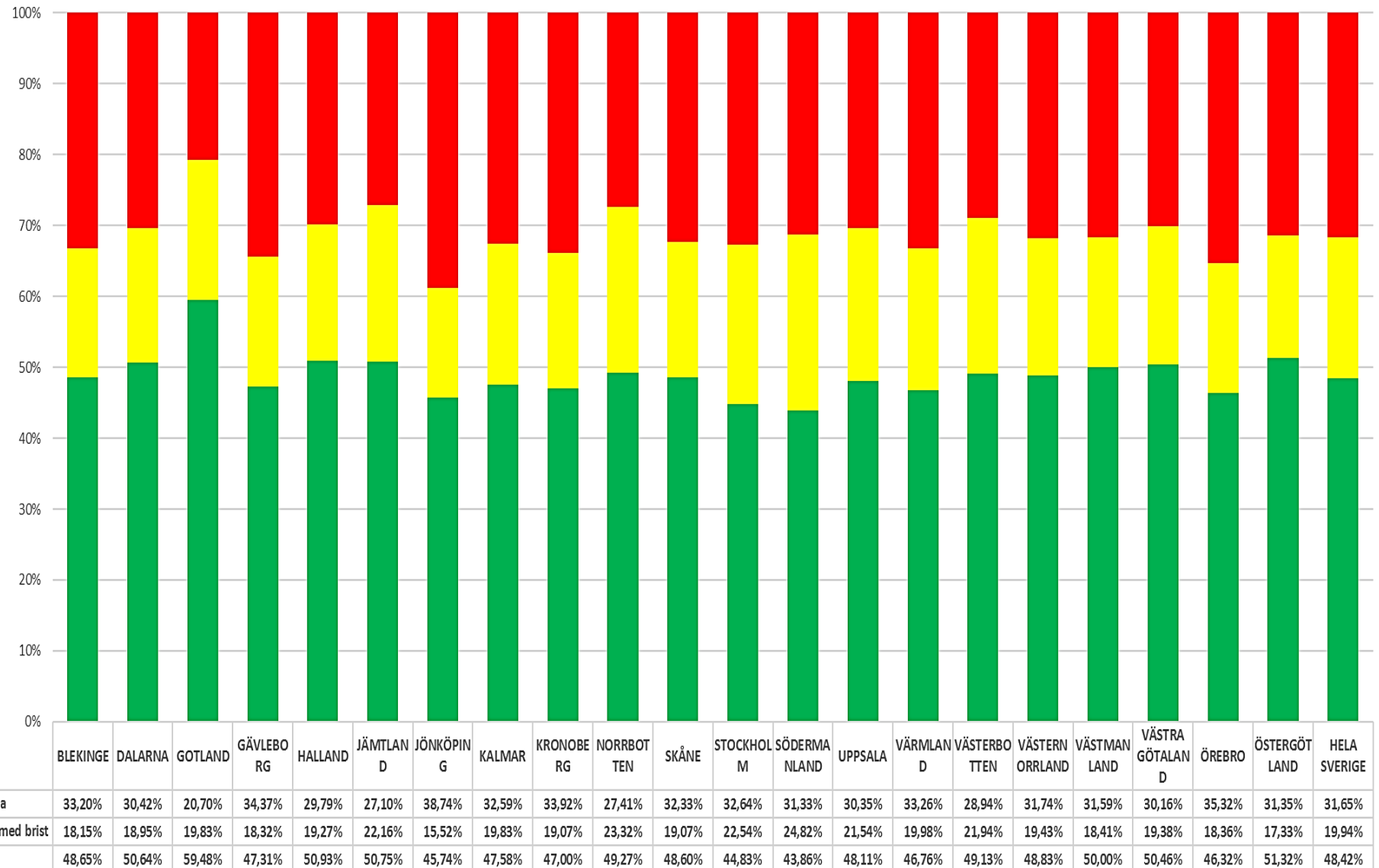


## Personbil Kontrollbesiktning (B) Länsvis December 2018

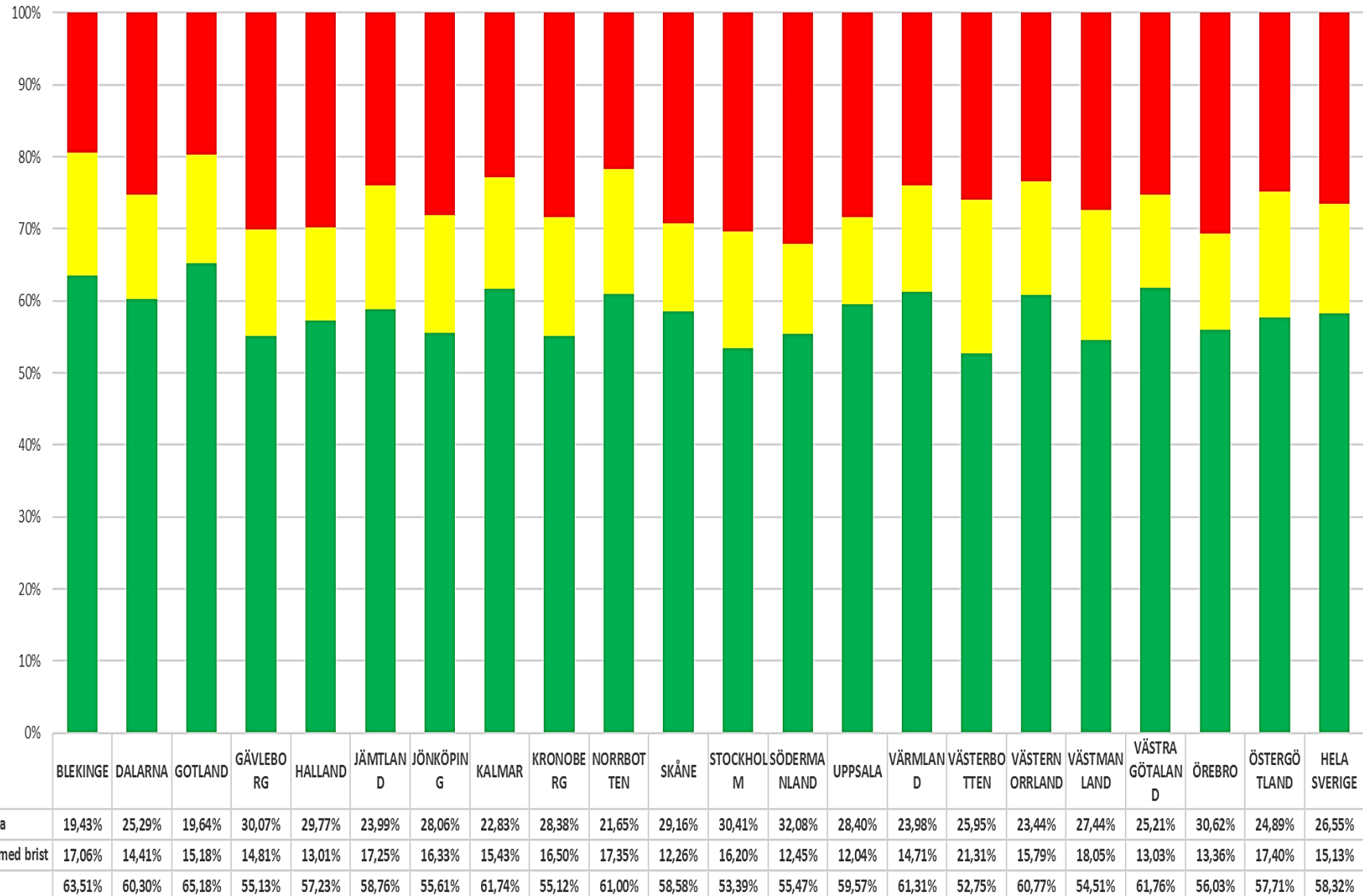


|                            | BLEKINGE | DALARNA | GOTLAND | GÄVLEBO<br>RG | HALLAND | JÄMTLAN<br>D | JÖNKÖPI<br>NG | KALMAR | KRONOB<br>ERG | NORRBO<br>TTEN | SKÅNE  | STOCKHO<br>LM | SÖDERM<br>ANLAND | UPPSALA | VÄRMLA<br>ND | VÄSTERB<br>OTTEN | VÄSTERN<br>ORRLAND | VÄSTMA<br>NLAND | VÄSTRA<br>GÖTALAN<br>D | ÖREBRO | ÖSTERGÖ<br>TLAND | HELA<br>SVERIGE |
|----------------------------|----------|---------|---------|---------------|---------|--------------|---------------|--------|---------------|----------------|--------|---------------|------------------|---------|--------------|------------------|--------------------|-----------------|------------------------|--------|------------------|-----------------|
| ■ Andel underkända         | 24,27%   | 26,58%  | 18,93%  | 27,57%        | 22,08%  | 21,17%       | 27,79%        | 27,62% | 28,38%        | 20,41%         | 23,54% | 21,24%        | 27,93%           | 26,72%  | 30,40%       | 26,30%           | 28,03%             | 25,38%          | 24,11%                 | 27,64% | 24,88%           | 24,64%          |
| ■ Andel godkända med brist | 15,13%   | 14,72%  | 18,65%  | 15,69%        | 14,65%  | 18,79%       | 13,37%        | 13,29% | 13,30%        | 18,54%         | 13,12% | 15,12%        | 14,09%           | 14,91%  | 13,78%       | 16,52%           | 14,80%             | 14,57%          | 14,48%                 | 14,57% | 14,02%           | 14,62%          |
| ■ Andel godkända           | 60,60%   | 58,70%  | 62,41%  | 56,74%        | 63,27%  | 60,04%       | 58,84%        | 59,09% | 58,32%        | 61,05%         | 63,34% | 63,64%        | 57,98%           | 58,37%  | 55,82%       | 57,19%           | 57,17%             | 60,05%          | 61,42%                 | 57,79% | 61,09%           | 60,74%          |

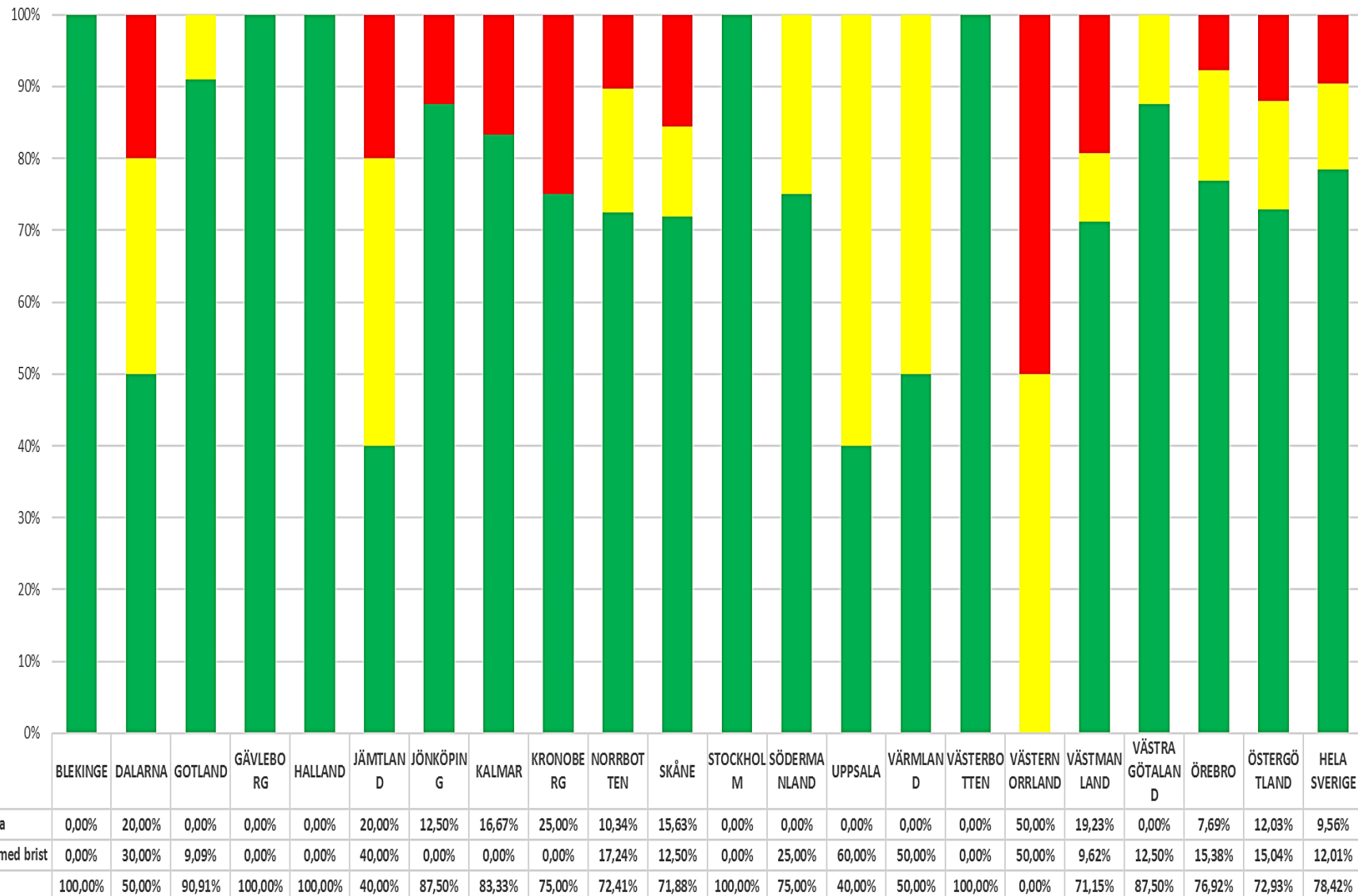
## Lätt lastbil Kontrollbesiktning (B) Länsvis December 2018



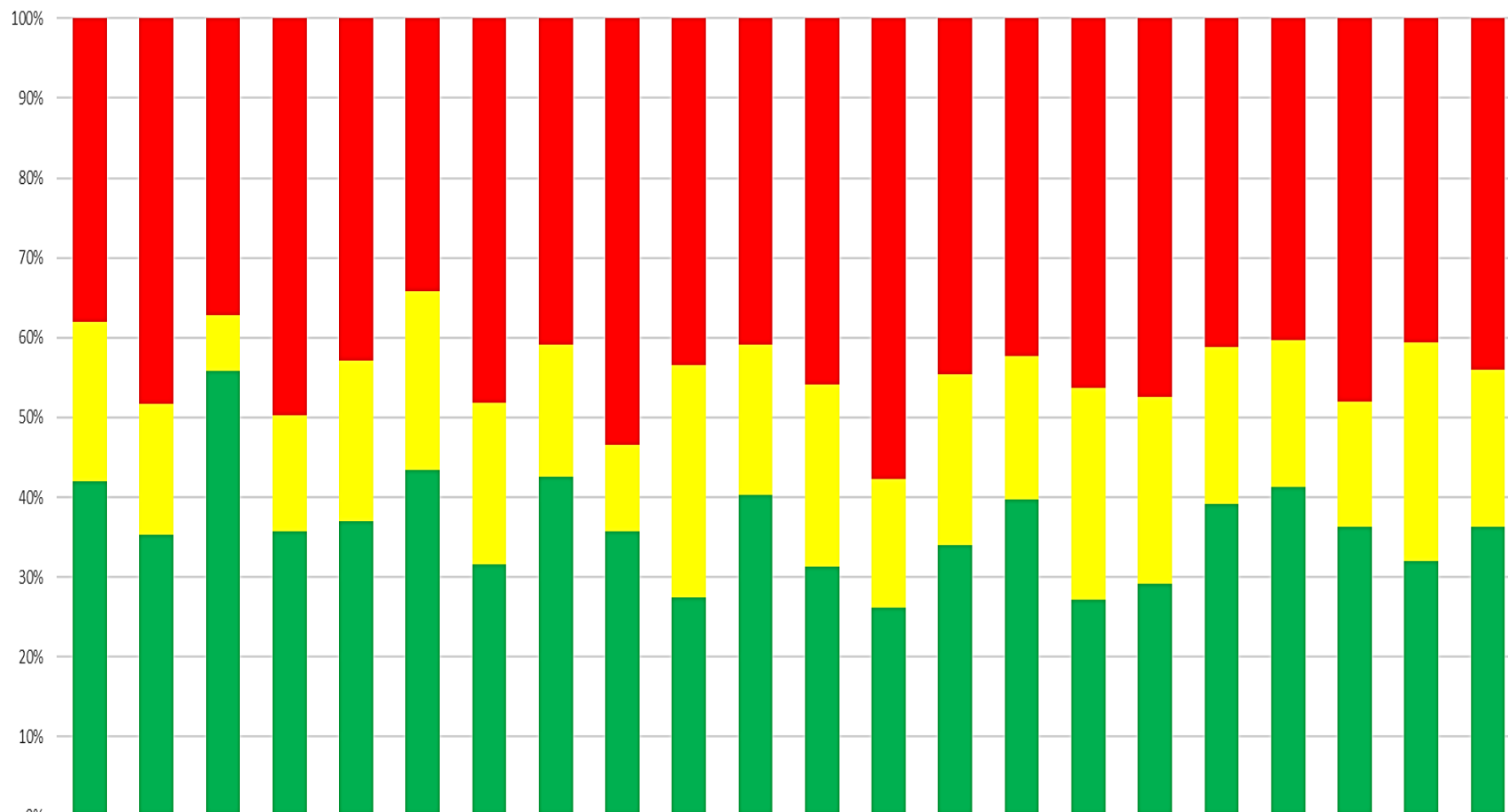
## Lätt släpvagn Kontrollbesiktning (B) Länsvis December 2018



## Motorcykel Kontrollbesiktning (B) Länsvis December 2018

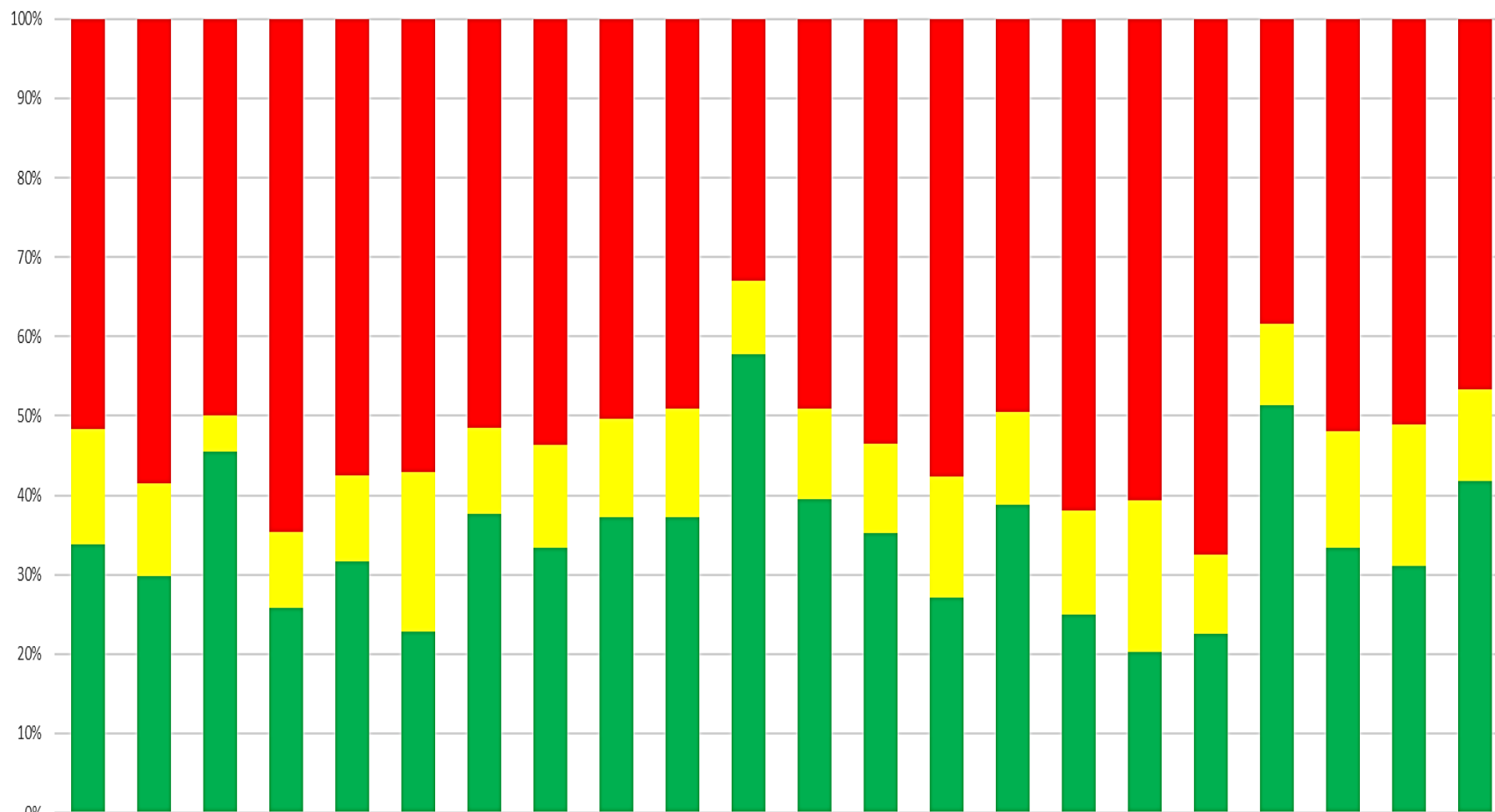


## Tung lastbil Kontrollbesiktning (B) Länsvis December 2018




|                            | BLEKINGE | DALARNA | GOTLAND | GÄVLEBO<br>RG | HALLAND | JÄMTLAN<br>D | JÖNKÖPIN<br>G | KALMAR | KRONOBE<br>RG | NORRBOT<br>TEN | SKÅNE  | STOCKHOL<br>M | SÖDERMA<br>NLAND | UPPSALA | VÄRMLAN<br>D | VÄSTERBO<br>TTEN | VÄSTERN<br>ORRLAND | VÄSTMAN<br>LAND | VÄSTRA<br>GÖTALAN<br>D | ÖREBRO | ÖSTERGÖ<br>TLAND | HELA<br>SVERIGE |
|----------------------------|----------|---------|---------|---------------|---------|--------------|---------------|--------|---------------|----------------|--------|---------------|------------------|---------|--------------|------------------|--------------------|-----------------|------------------------|--------|------------------|-----------------|
| ■ Andel underkända         | 38,00%   | 48,31%  | 37,21%  | 49,74%        | 42,86%  | 34,21%       | 48,16%        | 40,91% | 53,51%        | 43,52%         | 40,87% | 45,83%        | 57,69%           | 44,65%  | 42,29%       | 46,36%           | 47,43%             | 41,22%          | 40,35%                 | 48,04% | 40,67%           | 44,00%          |
| ■ Andel godkända med brist | 20,00%   | 16,43%  | 6,98%   | 14,51%        | 20,11%  | 22,37%       | 20,22%        | 16,48% | 10,81%        | 29,02%         | 18,79% | 22,85%        | 16,15%           | 21,38%  | 18,06%       | 26,49%           | 23,43%             | 19,59%          | 18,39%                 | 15,64% | 27,27%           | 19,77%          |
| ■ Andel godkända           | 42,00%   | 35,27%  | 55,81%  | 35,75%        | 37,04%  | 43,42%       | 31,62%        | 42,61% | 35,68%        | 27,46%         | 40,34% | 31,32%        | 26,15%           | 33,96%  | 39,65%       | 27,15%           | 29,14%             | 39,19%          | 41,27%                 | 36,31% | 32,06%           | 36,23%          |

## Tung släpvagn Kontrollbesiktning (B) Länsvis December 2018



|                            | BLEKINGE | DALARNA | GOTLAND | GÄVLEBO<br>RG | HALLAND | JÄMTLAN<br>D | JÖNKÖPIN<br>G | KALMAR | KRONOBE<br>RG | NORRBOT<br>TEN | SKÅNE  | STOCKHOL<br>M | SÖDERMA<br>NLAND | UPPSALA | VÄRMLAN<br>D | VÄSTERBO<br>TTEN | VÄSTERN<br>ORRLAND | VÄSTMAN<br>LAND | VÄSTRA<br>GÖTALAN<br>D | ÖREBRO | ÖSTERGÖT<br>LAND | HELA<br>SVERIGE |
|----------------------------|----------|---------|---------|---------------|---------|--------------|---------------|--------|---------------|----------------|--------|---------------|------------------|---------|--------------|------------------|--------------------|-----------------|------------------------|--------|------------------|-----------------|
| ■ Andel underkända         | 51,61%   | 58,51%  | 50,00%  | 64,66%        | 57,50%  | 57,14%       | 51,49%        | 53,70% | 50,39%        | 49,15%         | 32,92% | 49,08%        | 53,52%           | 57,63%  | 49,55%       | 61,90%           | 60,58%             | 67,50%          | 38,38%                 | 51,96% | 51,11%           | 46,67%          |
| ■ Andel godkända med brist | 14,52%   | 11,70%  | 4,55%   | 9,48%         | 10,83%  | 20,00%       | 10,82%        | 12,96% | 12,40%        | 13,56%         | 9,32%  | 11,36%        | 11,27%           | 15,25%  | 11,71%       | 13,10%           | 19,23%             | 10,00%          | 10,29%                 | 14,71% | 17,78%           | 11,54%          |
| ■ Andel godkända           | 33,87%   | 29,79%  | 45,45%  | 25,86%        | 31,67%  | 22,86%       | 37,69%        | 33,33% | 37,21%        | 37,29%         | 57,76% | 39,56%        | 35,21%           | 27,12%  | 38,74%       | 25,00%           | 20,19%             | 22,50%          | 51,33%                 | 33,33% | 31,11%           | 41,79%          |

## Tung buss Kontrollbesiktning (B) Länsvis December 2018



|                            | BLEKINGE | DALARNA | GOTLAND | GÄVLEBOR<br>G | HALLAND | JÄMTLAND | JÖNKÖPIN<br>G | KALMAR | KRONOBE<br>RG | NORRBOTT<br>EN | SKÅNE  | STOCKHOL<br>M | SÖDERMA<br>NLAND | UPPSALA | VÄRMLAN<br>D | VÄSTERBO<br>TTEN | VÄSTERNO<br>RRLAND | VÄSTMANL<br>AND | VÄSTRA<br>GÖTALAN<br>D | ÖREBRO | ÖSTERGÖT<br>LAND | HELA<br>SVERIGE |
|----------------------------|----------|---------|---------|---------------|---------|----------|---------------|--------|---------------|----------------|--------|---------------|------------------|---------|--------------|------------------|--------------------|-----------------|------------------------|--------|------------------|-----------------|
| ■ Andel underkända         | 29,41%   | 26,67%  | 66,67%  | 36,84%        | 22,22%  | 16,67%   | 52,17%        | 44,44% | 61,54%        | 24,39%         | 23,02% | 26,04%        | 26,67%           | 12,82%  | 14,71%       | 33,33%           | 39,13%             | 58,82%          | 13,62%                 | 41,18% | 22,58%           | 24,88%          |
| ■ Andel godkända med brist | 11,76%   | 10,00%  | 0,00%   | 15,79%        | 11,11%  | 8,33%    | 13,04%        | 0,00%  | 7,69%         | 12,20%         | 9,52%  | 7,29%         | 0,00%            | 2,56%   | 5,88%        | 7,69%            | 26,09%             | 5,88%           | 5,11%                  | 8,82%  | 16,13%           | 8,29%           |
| ■ Andel godkända           | 58,82%   | 63,33%  | 33,33%  | 47,37%        | 66,67%  | 75,00%   | 34,78%        | 55,56% | 30,77%        | 63,41%         | 67,46% | 66,67%        | 73,33%           | 84,62%  | 79,41%       | 58,97%           | 34,78%             | 35,29%          | 81,28%                 | 50,00% | 61,29%           | 66,83%          |