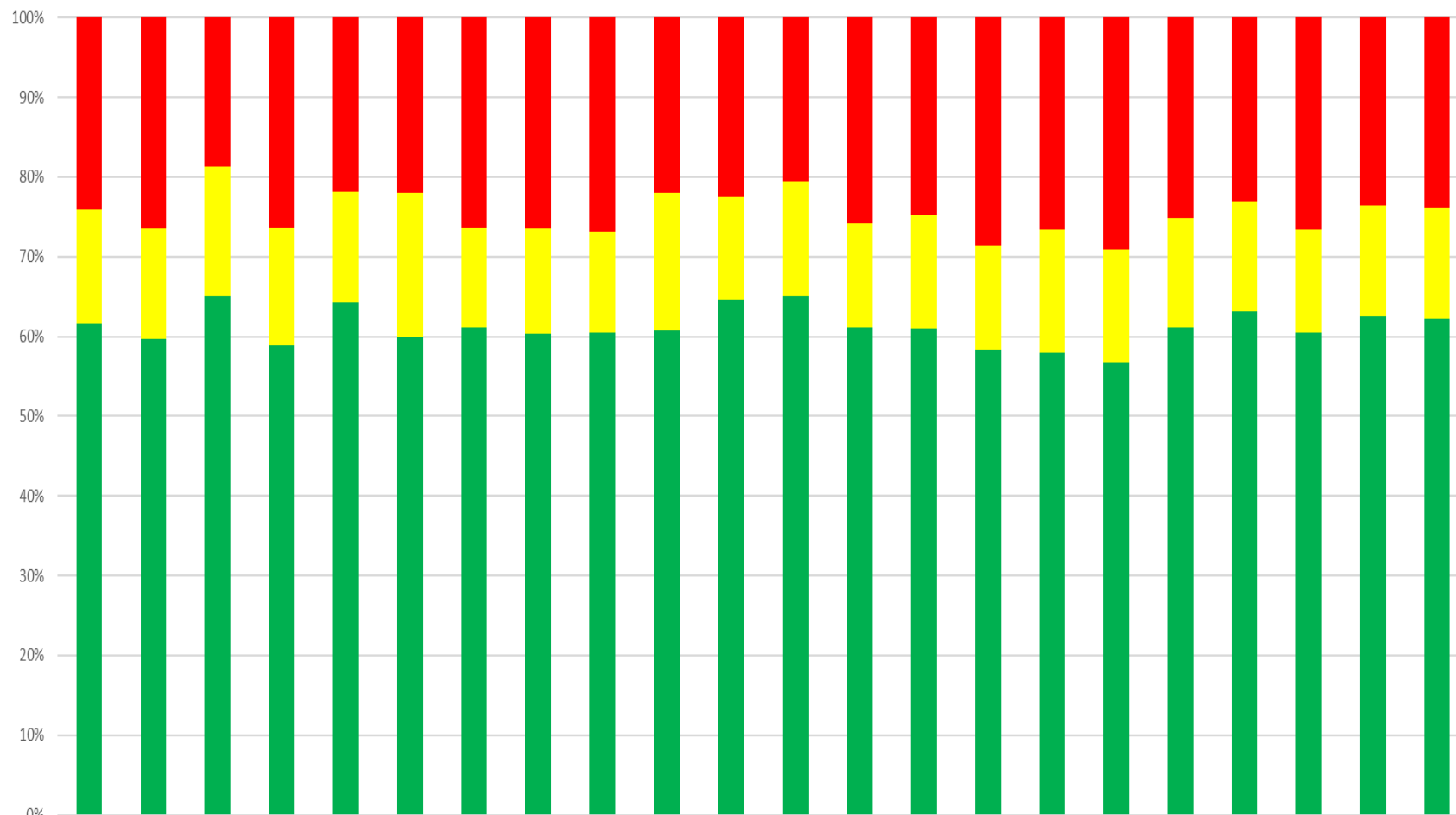


Personbil Kontrollbesiktning (B) Länsvis 2018



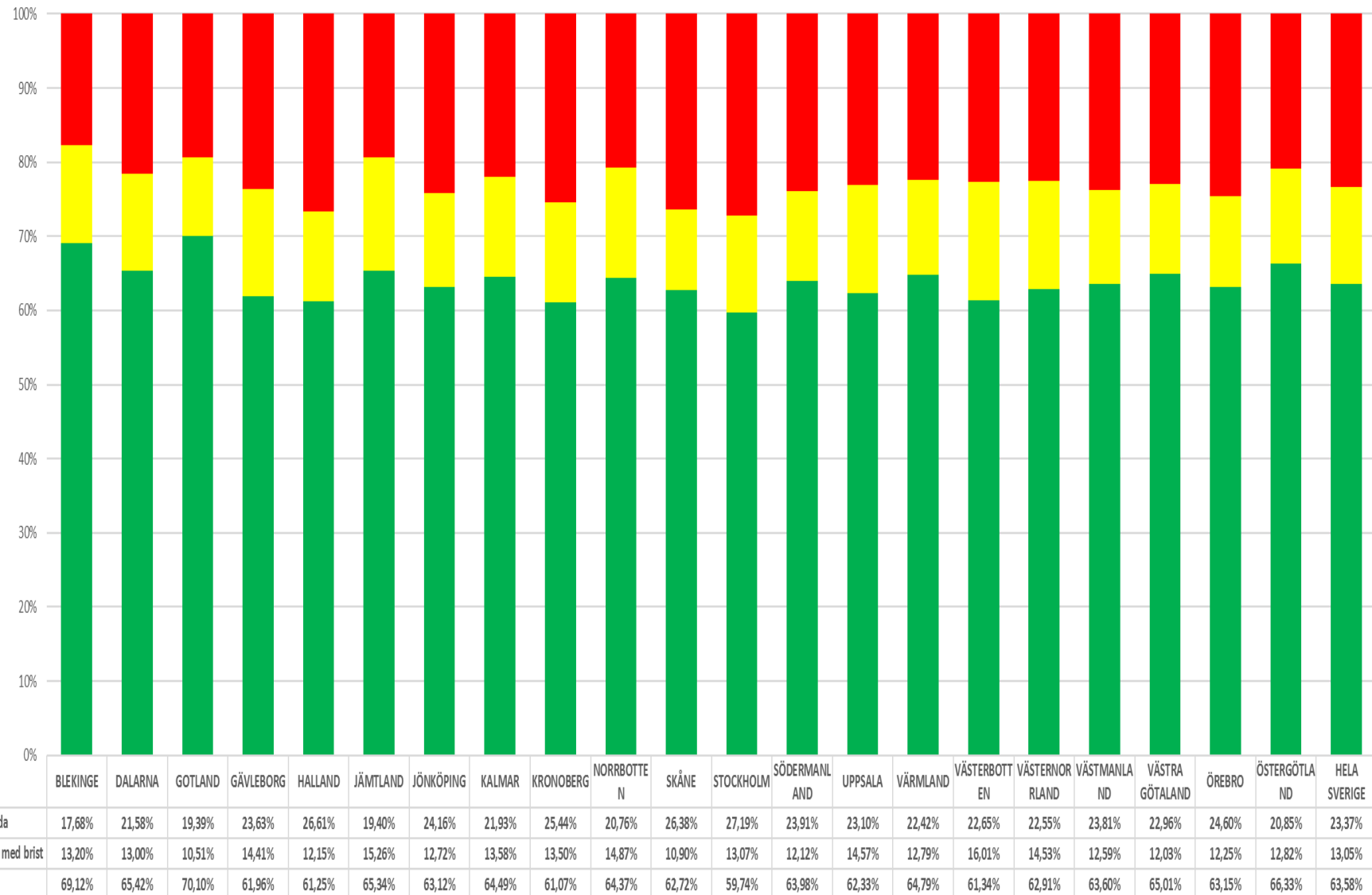
	BLEKINGE	DALARNA	GOTLAND	GÄVLEBO RG	HALLAND	JÄMTLAN D	JÖNKÖPI NG	KALMAR	KRONOBE RG	NORRBOT TEN	SKÅNE	STOCKHO LM	SÖDERMA NLAND	UPPSALA	VÄRMLA ND	VÄSTERB OTTEN	VÄSTERN ORRLAND	VÄSTMAN LAND	VÄSTRA GÖTALAN D	ÖREBRO	ÖSTERGÖ TLAND	HELA SVERIGE
■ Andel underkända	24,12%	26,45%	18,64%	26,32%	21,83%	22,03%	26,36%	26,50%	26,86%	22,04%	22,57%	20,51%	25,81%	24,80%	28,65%	26,62%	29,18%	25,14%	23,04%	26,65%	23,59%	23,86%
■ Andel godkända med brist	14,28%	13,82%	16,26%	14,82%	13,92%	18,07%	12,54%	13,23%	12,63%	17,23%	12,91%	14,45%	13,13%	14,17%	13,05%	15,48%	14,03%	13,75%	13,90%	12,86%	13,84%	13,95%
■ Andel godkända	61,60%	59,74%	65,11%	58,86%	64,25%	59,90%	61,10%	60,27%	60,51%	60,73%	64,53%	65,03%	61,06%	61,03%	58,30%	57,90%	56,79%	61,12%	63,05%	60,49%	62,57%	62,19%

Lätt lastbil Kontrollbesiktning (B) Länsvis 2018

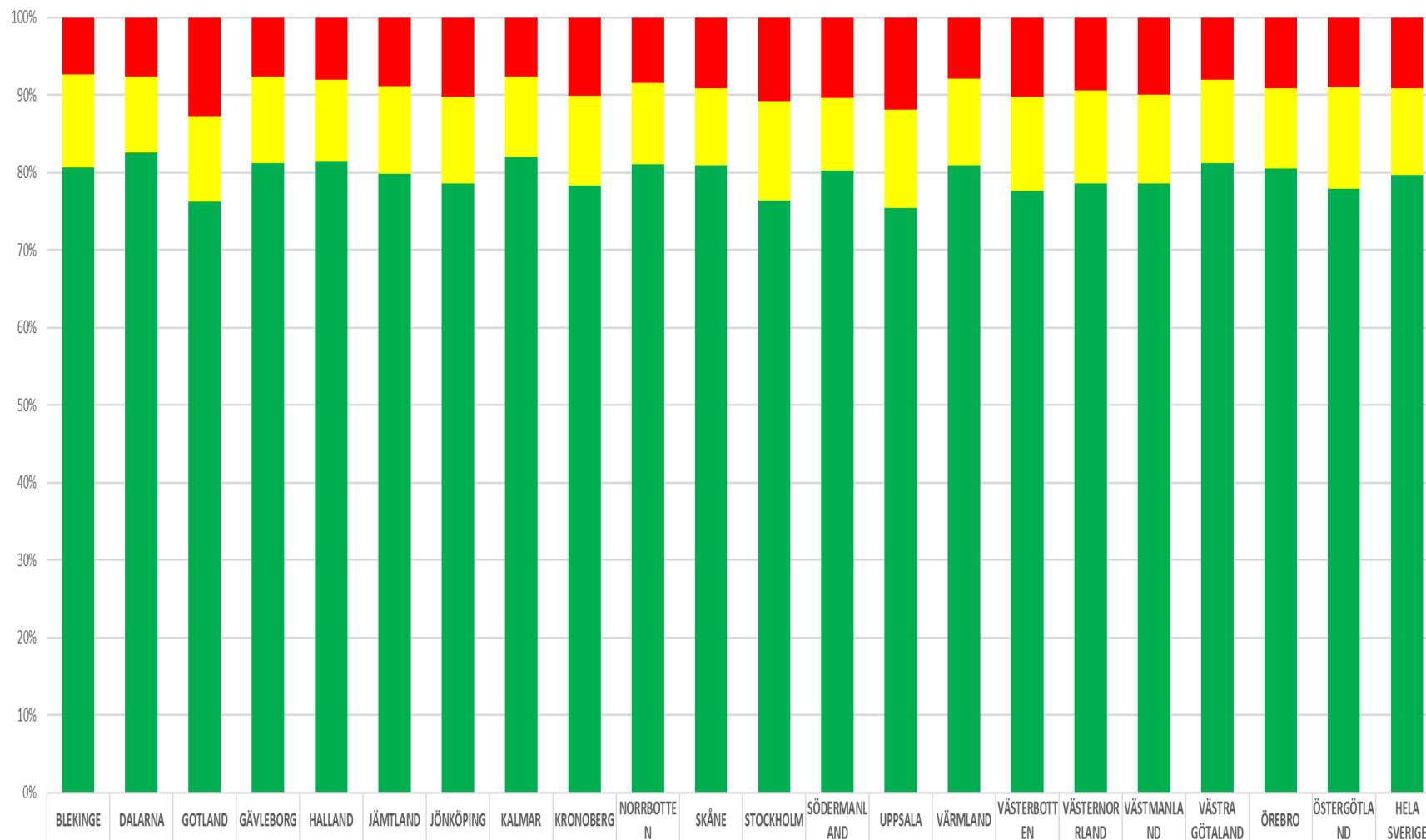


	BLEKINGE	DALARNA	GOTLAND	GÄVLEBOR G	HALLAND	JÄMTLAND	JÖNKÖPIN G	KALMAR	KRONOBE RG	NORRBOT TEN	SKÅNE	STOCKHOL M	SÖDERMA NLAND	UPPSALA	VÄRMLAN D	VÄSTERBO TTEN	VÄSTERNO RRLAND	VÄSTMAN LAND	VÄSTRA GÖTALAN D	ÖREBRO	ÖSTERGÖT LAND	HELA SVERIGE
■ Andel underkända	32,87%	31,15%	23,13%	33,88%	29,00%	27,08%	34,62%	34,81%	33,56%	29,35%	30,99%	30,79%	32,49%	32,73%	35,17%	32,25%	35,20%	31,32%	29,81%	34,19%	30,05%	31,41%
■ Andel godkända med brist	17,50%	17,95%	18,10%	19,11%	18,63%	22,16%	17,55%	17,36%	17,10%	23,39%	17,96%	22,90%	18,45%	20,14%	17,17%	20,61%	18,91%	18,90%	19,48%	17,26%	20,01%	19,53%
■ Andel godkända	49,63%	50,90%	58,78%	47,01%	52,37%	50,76%	47,82%	47,83%	49,33%	47,26%	51,05%	46,31%	49,06%	47,13%	47,65%	47,14%	45,89%	49,78%	50,71%	48,55%	49,94%	49,06%

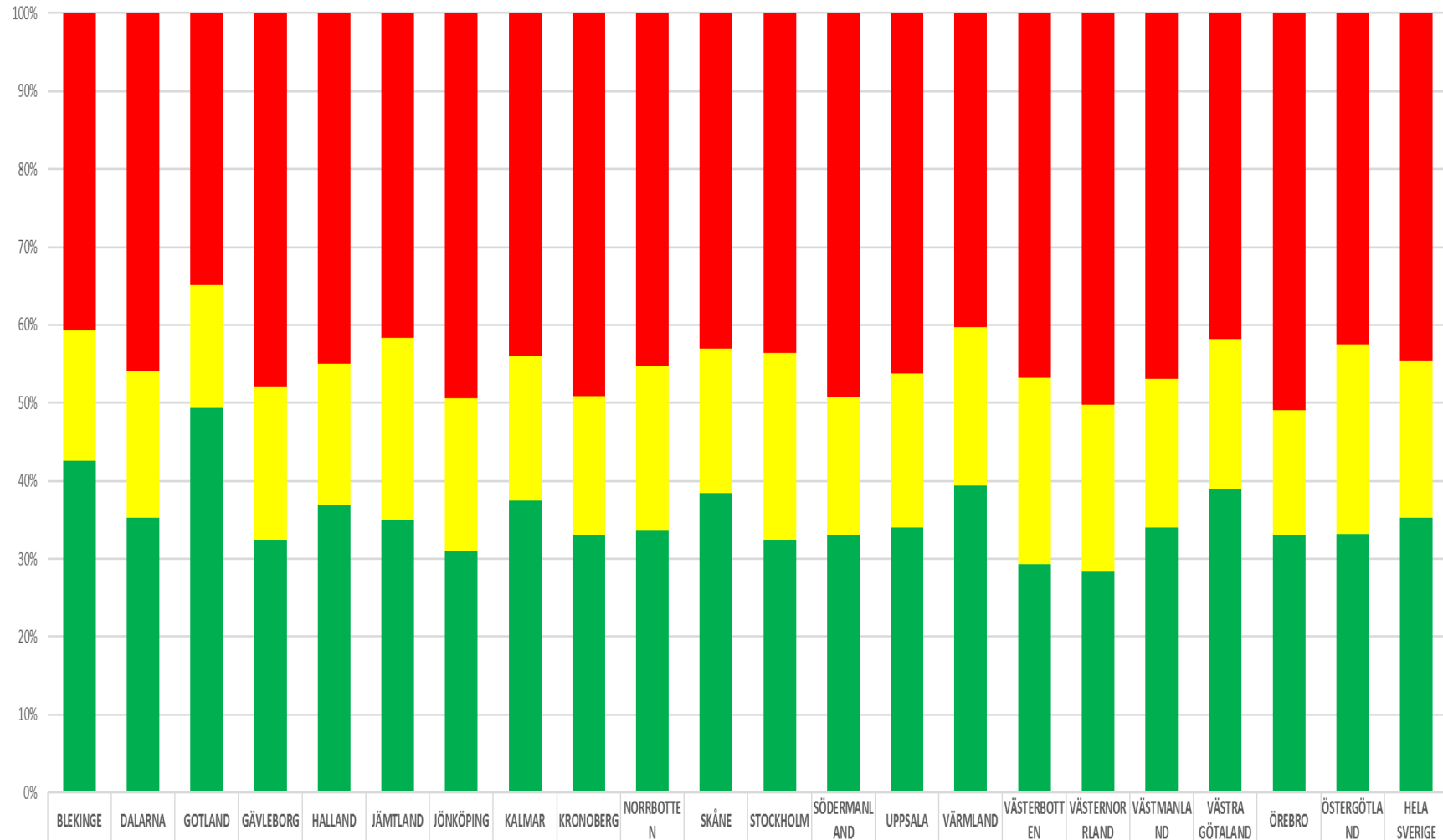
Lätt släpvagn Kontrollbesiktning (B) Länsvis 2018

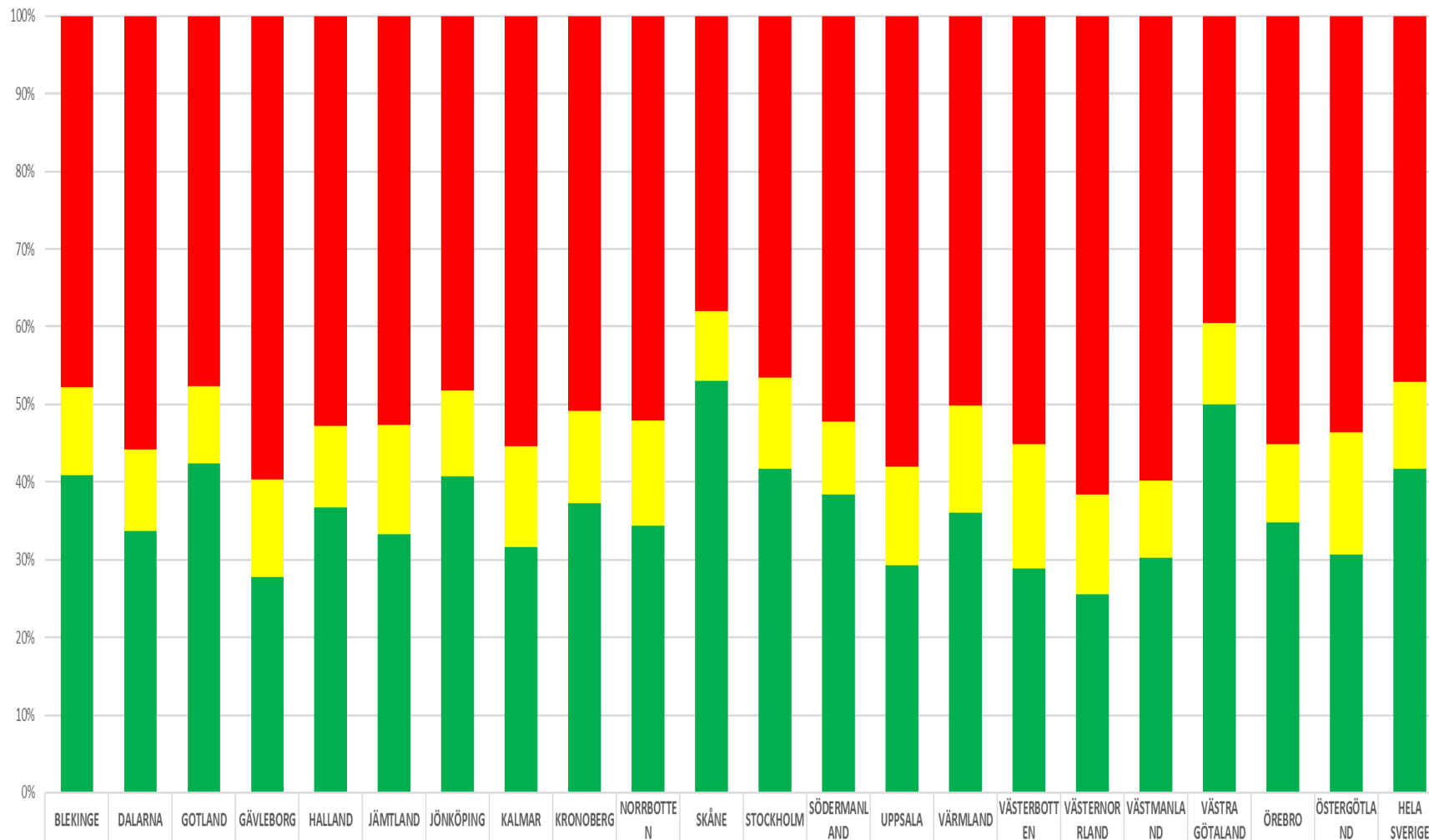


Motorcykel Kontrollbesiktning (B) Länsvis 2018

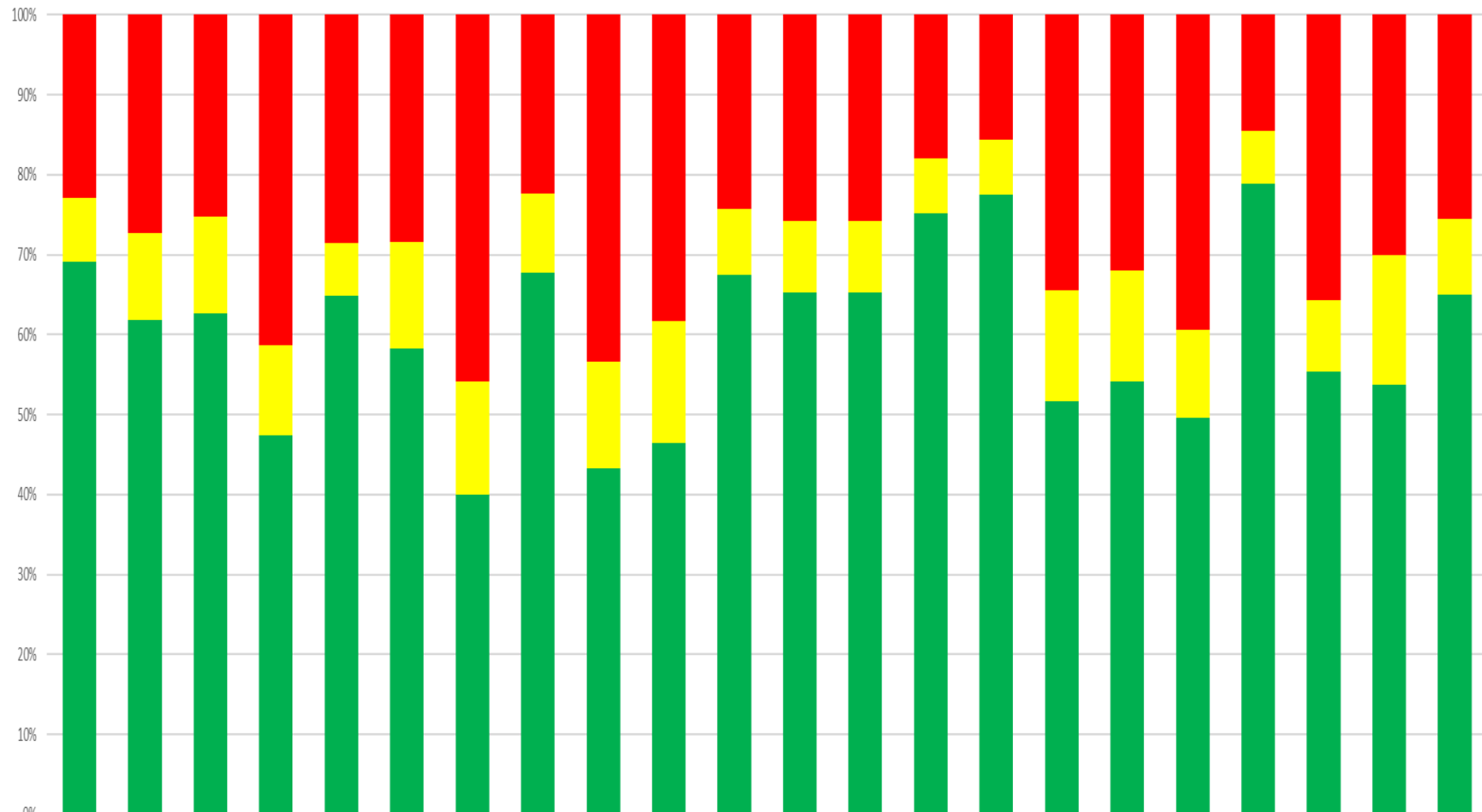


Tung lastbil Kontrollbesiktning (B) Länsvis 2018



Tung släpvagn Kontrollbesiktning (B) Länsvis 2018


Tung buss Kontrollbesiktning (B) Länsvis 2018



	BLEKINGE	DALARNA	GOTLAND	GÄVLEBORG	HALLAND	JÄMTLAND	JÖNKÖPING	KALMAR	KRONOBERG	NORRBOTTEN	SKÅNE	STOCKHOLM	SÖDERMANLAND	UPPSALA	VÄRMLAND	VÄSTERBOTTEN	VÄSTERNORRLAND	VÄSTMANLAND	VÄSTRA GÖTALAND	ÖREBRO	ÖSTERGÖTLAND	HELA SVERIGE
■ Andel underkända	22,92%	27,29%	25,27%	41,29%	28,50%	28,35%	45,92%	22,36%	43,31%	38,27%	24,31%	25,84%	25,81%	17,96%	15,68%	34,39%	31,93%	39,34%	14,48%	35,64%	30,02%	25,54%
■ Andel godkända med brist	7,91%	10,92%	12,09%	11,35%	6,62%	13,41%	14,14%	9,92%	13,37%	15,27%	8,22%	8,93%	8,87%	6,91%	6,85%	13,90%	13,86%	11,08%	6,66%	8,91%	16,19%	9,40%
■ Andel godkända	69,17%	61,79%	62,64%	47,36%	64,89%	58,24%	39,94%	67,72%	43,31%	46,46%	67,47%	65,24%	65,32%	75,13%	77,47%	51,71%	54,21%	49,58%	78,85%	55,45%	53,79%	65,06%