

Please send your application to:

The Swedish Transport Agency, 701 96 Örebro.



80382011

Vehicle owner details

Surname and first name		Personal or company ID
Delivery address		
Postal code	City/town	
Daytime telephone number	E-mail address	

Details and origin of the vehicle

Vehicle category (1)	Make	Model year
Chassis number/identification number/manufacturer's serial number/VIN		Colour (2)
The vehicle has been in Sweden since, year-month-day:	Is the vehicle new or used? (3)	
	<input type="checkbox"/> New vehicle <input type="checkbox"/> Used vehicle	
Country of origin/latest registration (4)	Previous registration number	
<input type="checkbox"/> the vehicle has been brought into Sweden from another country in the EU (5)	<input type="checkbox"/> The vehicle has been brought into Sweden from a non EU country (6)	
Please select the category most accurately describing the origin of the vehicle or the reason for import – <u>select one only.</u>		
<input type="checkbox"/> Import (7)	<input type="checkbox"/> Miscellaneous (12)	
<input type="checkbox"/> Import, relocation goods (8)	<input type="checkbox"/> The vehicle was acquired from the Swedish Armed Forces (13)	
<input type="checkbox"/> Import, inherited property (9)	<input type="checkbox"/> The vehicle is self-assembled (14)	
<input type="checkbox"/> Re-import (10)	<input type="checkbox"/> The vehicle was formerly registered in Sweden (15)	
<input type="checkbox"/> Import, diplomat (11)		
<input type="checkbox"/> The vehicle has been imported by a registered importer		Personal number or company registration number of the registered importer



80382012

Optional choices, please select below

Temporary registration (16) (Only for import) <input type="checkbox"/> A valid certificate of motor third party liability (MTPL) insurance is required.	Do not forget to attach an MTPL insurance
Include a previous roadworthiness test from an EU-/EEA-country (17) <input type="checkbox"/> I attach a copy of the most recent report.	Date of the roadworthiness test, year-month-day

For more information and details of the numbers 1-17, please see the following pages.

Application for Verification of Origin

Verification of origin is the procedure to ascertain the origin of vehicles that are unregistered in Sweden. All vehicles subject to compulsory registration that are imported into Sweden from EU or non-EU countries, or that come into being in Sweden (for example veteran vehicles or vehicle not registered formerly), must have their origin verified in order to be registered in Sweden. Exemptions are permitted for new vehicles that are imported into Sweden from EU or non-EU countries by a professional importer or general agent, and for vehicles that are manufactured in Sweden by a professional manufacturer.

As the **owner of the vehicle** you must apply for verification of origin. For the Swedish Transport Agency to be able to consider your application, you must provide us with information about the vehicle and its origin. You must also **enclose the documents requested for each of the cases (5-17) to certify the information provided. In all cases, a copy of the purchase document, a receipt or equivalent, must also be enclosed, certifying that the vehicle has been acquired by you.** If the vehicle has been imported by a registered importer, but is to be registered in a name other than the importer, you must **enclose a certificate from the importer** verifying that the vehicle was imported by them.

The application fee for verification of origin is SEK 1240 per vehicle. Once we have registered the case, we will send you an invoice. **Please note! The Swedish Transport Agency will not be able to approve your application until the application fee for verification of origin has been received at the special Swedish Transport Agency bank account for this purpose.**

Please note that you cannot pay your application fee in cash, with checks or similar to the Swedish Transport Agency.

Explanations to notes 1-17 at the front of this form

1. Type should be stated as follows:

PB = Private car
LB = Truck/lorry
BUSS = Bus
SLÄP = Trailer
TR = Tractor
MC = Motorcycle

MRED = Motorized equipment
TGHJUL = ATV up to 400 kg
TGSNÖ = Snowmobile
TGV = ATV exceeding 400 kg
MOPED = Moped, class I

2. Colours should be stated as follows:

Yellow, light yellow, orange
Brown, light brown, dark brown
Red, light red, dark red
Blue, light blue, dark blue

Green, light green, dark green
Grey, light grey, dark grey
White, black
Purple, silver, multi-coloured

3. New or used vehicle

State whether the vehicle is new or used. The vehicle is regarded as new only if it has not previously been registered or used on the road in Sweden or in some other country. In some cases additional tax has to be paid for new vehicles. Please contact the Swedish Tax Agency (Skatteverket) for more information.

4. Country of origin


Please state the country in which the vehicle was most recently registered and state the vehicle's registration number in that country.

5. The vehicle has been imported from another EU country

Has the vehicle been registered in another EU country before being brought into Sweden? If so, you must enclose the original of the registration certificate showing that the vehicle has been registered in that country.

If the certificate has been issued in accordance with Directive 1999/37/EC, both Part I and Part II of the certificate must be enclosed, if both parts have been issued. (If the registration certificate says "Registration Certificate Part I" a Part II will also have been issued.) If Part II has been issued but is not enclosed with the application for verification of origin, the vehicle may not be registered in Sweden other than in exceptional cases, and only then on written confirmation from the country of origin.

If the vehicle is not previously registered, you should also in some cases send us one of the following documents:



- **'Certificate of Conformity' (CoC)**. This means the vehicle's whole of vehicle type approval. This applies if the vehicle is new (that is, lacks a permanent registration) and a certificate of this kind has been issued. You should get the whole of vehicle type approval from the manufacturer or, in certain cases, from the general agent. Send us the original.
- **A manufacturer's certificate** if a registration document or a CoC has not been issued for the vehicle. Send a copy to us, as the original will be needed at the registration inspection. You should get the manufacturer's certificate from the manufacturer or general agent.
- **A CE certificate** if your vehicle is a new and unregistered ATV or snowmobile. You should get the CE certificate from the manufacturer or in some cases the general agent. The certificate should show that your vehicle complies with a valid machinery directive. Send a copy to us, as the original will be needed at the registration inspection.
- **A non-Swedish certificate for individual approval** if the vehicle is new and if there has not been a registration certificate issued, and the vehicle is produced in such a low series that no CoC-document exists. Please note that this kind of certificate also has to be approved separately by the Swedish Transport Agency in Borlänge to be able to be used as a basis at a registration inspection.

6. The vehicle has been imported from a country outside the EU

If the vehicle has been imported from a country outside the EU – a 'non-EU' or 'EEA country' – it must always be cleared through customs. The vehicle must be reported immediately to the nearest customs office. You must therefore enclose a custom document showing that the vehicle has been cleared through customs. However, the vehicle is still subject to the same technical documentation requirements as referred to under section 5 above. The following countries are part of the EEA agreement: Norway, Iceland and Liechtenstein.

7. Import

If your application is for an imported vehicle, please select import as your category for verification of origin.

The following documents shall be enclosed with your application for verification of origin:

- A registration certificate issued earlier from the previous country of registration. If this consists of several parts, all parts shall be sent in the original.
- If the vehicle is new, a 'Certificate of Conformity' (a so-called CoC) shall be sent in the original, replacing a registration certificate. If the vehicle is not registered in the country of origin, origin must be proven in other ways than through original registration documents. This only applies to new vehicles, vehicles that are not subject to registration abroad and historic vehicles where registration is missing.
- A purchase document, receipt or other document as proof of your acquisition of the vehicle. This document should show that it is a receipt, who the seller and buyer are, what has been sold and the date of the sale. Please note that the vehicle must be identifiable through VIN number or other information specific to the vehicle. A copy of this document is acceptable.
- If the vehicle has been imported from a 'non-EU' or 'EEA country' a document proving that the vehicles has been cleared through customs for free circulation within the EU shall be sent in, for example the Single Administrative Document (SAD) or proof of customs clearance (a customs document with a customs reference number).


8. Relocation goods

Are you moving to Sweden? If so, you can in some cases have your vehicle classified as relocation goods. The vehicle will then be given certain exemptions from the technical demands at the registration inspection. However, certain environmental requirements made during technical inspection of older cars must be met. Further information is available from an inspection company.

Please note that relocation goods need not be specified for a type approved vehicle to be approved on technical inspection. Nor does relocation goods need to be specified for 1969 model or older vehicles. Please contact an inspection company for advice before submitting your application.

The Swedish Transport Agency makes decisions concerning relocation goods. This decision shall be brought to the registration inspection.

In addition to the documents that must be enclosed with your application for verification of origin, you must also enclose the following:



- Documents certifying that you have been resident abroad, and have owned and used the vehicle, for at least one year

9. Inherited property

The vehicle is inherited property from a deceased person who was resident abroad. Certify this by enclosing documents, such as last will and testament or estate inventory. If you import a vehicle as inherited property, the vehicle will be given certain exemptions from the technical demands at the registration inspection. However, certain environmental requirements made during annual inspection of older cars must be met. Further information is available from an inspection company.

In addition to the documents that must be enclosed with your application for verification of origin, you must also enclose the following:

- Last will and testament or estate inventory.
- Death certificate or equivalent.

10. Re-import

The vehicle has previously been registered in Sweden by you, but you have since then had it registered in a non-EU country. A vehicle that is re-imported to Sweden within three years from the date of export may be exempt from import duty. This applies provided that the vehicle is in the same condition as it was when it was exported from the country. Further information is available from Swedish Customs.

The following documents shall be enclosed with the application for a verification of origin:

- A copy of your purchase document, receipt or equivalent.
- Registration certificate issued earlier from the previous country of registration or other documentation that supports the fact that the vehicle was previously permanently registered.
- Proof of customs clearance if the vehicle is being imported from a country outside the EU.

11. Diplomat

A vehicle that is imported with exemptions from the customs duties in accordance with Section 4 of the Act (1994:1547) on Exemption from Customs Duties, etc. and that is imported by a person with diplomatic status is entitled to be given certain exemptions from the technical demands at the registration inspection.

The following documents shall be enclosed with the application for a verification of origin:

- A copy of your purchase document, receipt or equivalent.
- Registration certificate issued earlier from the previous country of registration.
- Proof of customs clearance if the vehicle is being imported from a country outside the EU.
- If the vehicle is imported from a country outside the EU, a decision by the Ministry for Foreign Affairs that the vehicle meets the requirements for customs exemption in accordance with Section 4 (1) of the Customs Exemption Act (1994:1547), must also be attached.

12. Miscellaneous

Choose this category if no other is suitable for your vehicle. For example if you have purchased or taken over an unregistered vehicle from, for example, a compulsory auction, sale of lost goods from the Swedish Police or equivalent. A vehicle that has been manufactured by a professional manufacturer and was then used unregistered - for example, an airport vehicle, mining vehicle or cross motorcycle - belongs to this category.


The following documents shall be enclosed with the application for a verification of origin:

- A copy of your purchase document, receipt or equivalent.
- Other documentation that supports the fact that the vehicle was previously permanently registered.

A **built-up motor vehicle** also belongs to this category. A built-up vehicle means the same as in chapter 3 sections 1-4 of the Swedish Transport Agency's regulations and general advice (TSFS 2022:68) on technical identification of vehicles.

Attach the following documents to the application for origin control:

- An account of how the manufacturing took place and which vehicle parts the vehicle is mainly made of.
- Clearly visible photos of the vehicle identification number if the vehicle has such a number and the number is the primary marking to identify the vehicle.



- Purchase documents or equivalent for essential parts of the vehicle, proving that the parts were not obtained through theft or other fraudulent procedure.

The Swedish Transport Agency will allocate the built-up motor vehicle an identification number after the applicant signs a special form. A form for application for identification number for a built-up motorized vehicle can be found on transportstyrelsen.se.

13. The vehicle was acquired from the Swedish Armed Forces

In addition to the purchase document, a technical register extract should be enclosed with the application. The extract is issued by the Armed Forces at the time of sale and corresponds to the registration certificate of the vehicle. It must not be more than twelve months old and has to be verified in the original.

14. The vehicle is self-assembled

If you have built the vehicle yourself, and you are not registered with the Swedish Transport Agency as a professional manufacturer, please read this information to find out which items you need to attach to your application for verification of origin. This varies depending on whether the application is for a car, motorcycle or trailer.

Car or motorcycle

The following documents should be attached:

- **Purchase documents** for larger parts from which the vehicle has been built (for example motor, gear box, frame, body, axels).
- A certificate from the National Swedish Vehicle Builders' Association (SFRO). This applies to private cars and trucks with a gross weight not exceeding 3500 kg, or motorcycles. In cases where the vehicle inspection started **before** 1st of July 2009, please attach a copy of the **final vehicle inspection report** which should have a stamp of approval. In this instance the original document should be brought to the vehicle registration inspection. In cases where the vehicle inspection started **after** 1st of July 2009, please attach the original **certificate of identity** with the VIN number (17 digits).

If you would like more information, please visit the website of the National Swedish Vehicle Builders' Association: sfro.com.

Trailers

The following documents should be attached:

- **Purchase documents** for larger parts from which the trailer has been built (for example axel or axels, surge brake system, frame, building material for the platform).
- An **application form** for a VIN number which has been completed and signed.

Form for application for a VIN number:

transportstyrelsen.se/en/Forms/Road/Vehicle/Application-for-a-VIN-number/


15. The vehicle was formerly registered in Sweden

Has the vehicle been formerly registered in Sweden but been de-registered for reasons other than scrapping? Is it a so-called vintage vehicle that has been restored to its original condition? In such cases you should contact Landsarkivet (the Regional Archives) or Riksarkivet (the Swedish National Archives) to order a certified copy of the registration certificate. This copy should be issued, stamped and signed by Landsarkivet or Riksarkivet (the signature should not be a copy). Enclose this certificate as well as a purchase document to your application and send it to the Swedish Transport Agency.

Additional documents that can be attached to prove the vehicle's identity are:

- 1 Inspection instrument from a previous registration of the vehicle in Sweden.
- 2 Insurance document if a tax receipt or an inspection report is available for the vehicle and the vehicle's identification number is stated on the documents.
- 3 Registration plate of an older model if the plate can be connected to the vehicle with appropriate documentation.

If the application concerns a **historic vehicle**, a certificate of origin from the Swedish Motor History Association (MHRF) that is no more than one year old, can be used as a basis to prove the origin of a historic vehicle.



If the vehicle has been rebuilt or modified so that it no longer conforms to its original design, the vehicle shall instead be regarded as being self-assembled (see section 8). Exceptions can be made for historic vehicles, see Swedish Transport Agency's regulations and general advice (TSFS 2022:68) on technical identification of vehicles.

16. Temporary registration

If the vehicle has a valid foreign registration and is brought into Sweden for permanent use in this country, you may use the vehicle for a week after the date of import. You will require temporary registration if you want to be able to drive the vehicle after the first week.

To get a temporary registration, you need to apply for this in conjunction with your application for verification of origin. This temporary registration is valid for three months and may be granted when the applicant – i.e. the owner of the vehicle – is permanently resident in Sweden but has bought the vehicle abroad. However, temporary registration cannot be granted if the owner is professionally engaged in the manufacture, trade or transport of vehicles. The Swedish Transport Agency decides on whether temporary registration is to be granted or not.

In addition to the documents that must be enclosed with your application for verification of origin, you must also enclose the following:

- A valid certificate of an MTPL insurance that is either issued in Sweden or in the country of origin if the import is från another EU or EEA country. 30 days after the purchase date, the vehicle must be insured in the country where it is registered. This does not apply to trailers.

Please note that you **do not** need a temporary registration to go to the vehicle inspection for the registration inspection. You may drive the shortest possible route to and from the vehicle inspection, as long as you have a proof of appointment and valid traffic insurance. You can get the proof of appointment from the vehicle inspection.

17. Approval for acceptance of a previous roadworthiness test from an EU or EEA country

If your vehicle has passed a roadworthiness test in another EU or EEA country, you are able to include this test when the vehicle is submitted to the registration inspection in Sweden. However, this only applies to mandatory roadworthiness tests in accordance with Directive 2014/45/EU of the European Parliament and of the Council.

Write the date of the roadworthiness test on the application form and attach a copy of the vehicle inspection report to your application. Then bring the original vehicle inspection report to the vehicle inspection company at the time of the registration inspection. It is the vehicle inspection company that will make the decision whether to approve the previous roadworthiness test for acceptance in Sweden.

Other information

You can find more information on verification of origin at transportstyrelsen.se. Here you can also complete an application form online.

ATTENTION! Do not leave any information on the information pages. The form must be read by machine

